

INNOVATIONS
MASTER CATALOG

TOOLING SYSTEMS
2013

www.kennametal.com



GENERAL ENGINEERING

TRANSPORTATION




AEROSPACE & DEFENSE

EARTHWORKS

ENERGY

 **KENNAMETAL®**



HSK Shank Tools

Catalog Numbering System	C2-C5
HSK40A Shank Tools	C6-C21
HSK50A Shank Tools	C22-C31
HSK63T Adapters and Cutting Units	C32-C42
HSK63A Shank Tools	C44-C73
HSK80A Shank Tools	C74-C90
HSK100A Shank Tools	C92-C121
HSK32C Shank Tools	C122-C125
HSK40C Shank Tools	C126-C133
HSK50C Shank Tools	C134-C139
HSK63C Shank Tools	C140-C145
HSK40E Shank Tools	C146-C153
HSK50E Shank Tools	C154-C157
HSK63F (Pin) Shank Tools	C158-C160
HSK80F (Pin) Shank Tools	C162-C165

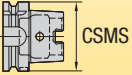
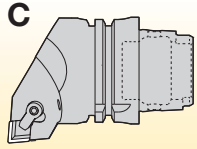


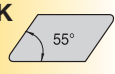



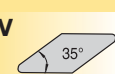





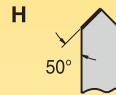


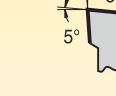
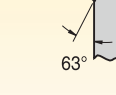


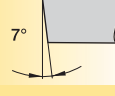

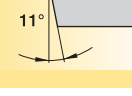

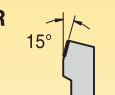
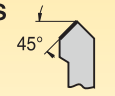



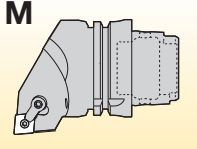
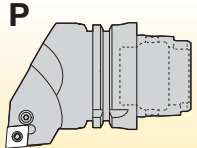
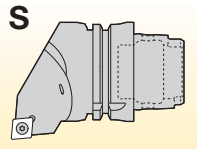


How Do Catalog Numbers Work?

Each character in our catalog number signifies a specific trait of that product. Use the following key columns and corresponding images to easily identify which attributes apply.



HSK63TPCLNR1204

HSK	63	T	P	C	L	N
Shank Style	System Size	Form	Insert Holding Method	Insert Shape	Toolholder Style	Insert Clearance Angle
	<p>40 = 40mm 50 = 50mm 63 = 63mm 80 = 80mm 100 = 100mm</p> 		<p>C</p>  <p>Top clamping by clamping finger for inserts without hole</p>	<p>C </p> <p>D </p> <p>K </p> <p>R </p> <p>S </p> <p>T </p> <p>V </p> <p>W </p>	<p>D </p> <p>E </p> <p>F </p> <p>G </p> <p>H </p> <p>J </p> <p>K </p> <p>L </p> <p>N </p> <p>P </p>	<p>B </p> <p>C </p> <p>N </p> <p>P </p> <p>Q </p> <p>R </p> <p>S </p> <p>U </p> <p>V </p> <p>X </p>
	<p>A = Form A B = Form B C = Form C D = Form D E = Form E F = Form F T = Form T</p>		<p>M</p>  <p>Top and hole clamping for inserts with hole</p>			
			<p>P</p>  <p>Insert clamping by toggle lever for insert with hole</p>			
			<p>S</p>  <p>Center clamping by screw for inserts with hole</p>			

By referencing this easy-to-use guide, you can identify the correct product to meet your needs.



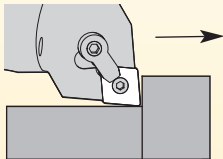
HSK63TPCLNR1204

R

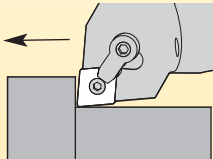
Hand of Tool

- R = Right hand
- L = Left hand
- N = Neutral

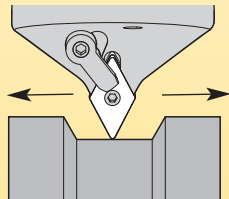
R



L



N



12

Insert Size
Cutting Edge
Length L10

Additional
Information

MX =
Ceramic
Inserts

04

Insert
Thickness

- 03 = .125"
- 04 = .188"
- 06 = .250"
- 07 = .312"

Gage
Length

- 30 = 30mm
- 45 = 45mm
- 120 = 120mm

Special
Features

- Y = Mazak®
INTEGREX®
- M = Metric

Metric

IC	C	D	K	R	S	T	V	W
3,97		04		03	03	06		
4,76	04	05		04	04	08	08	S3
5,56	05	06	03	05	05	09	09	03
6,00				06				
6,35	06	07	04	06	06	11	11	04
7,94	08	09	05	07	07	13	13	05
8,00				08			11	
9,52	09	11	06	09	09	16	16	06
9,52								
10,00				10				
11,11	11	13	07	11	11	19	19	07
12,00				12				
12,70	12	15	08	12	12	22	22	08
14,29	14	17	09	14	14	24	24	09
15,88	16	19	10	15	15	27	27	10
16,00				16				
17,46	17	21	11	17	17	30	30	11
19,05	19	23	13	19	19	33	33	13
20,00				20				
22,22	22	27	15	22	22	38	38	15
25,00				25				
25,40	25	31	17	25	25	44	44	17
31,75	32	38	21	31	31	54	54	21
32,00				32				

How Do Catalog Numbers Work?

Each character in our catalog number signifies a specific trait of that product. Use the following key columns and corresponding images to easily identify which attributes apply.



HSK63ACHTG50100M

HSK

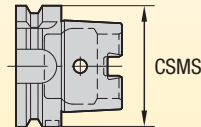
Shank
Style

JIS 6339

63

System
Size

- 25 = 25
- 32 = 32
- 40 = 40
- 50 = 50
- 63 = 63
- 80 = 80
- 100 = 100
- 125 = 125
- 160 = 160



A

Form

DIN Form

- A = Form A
- B = Form B
- C = Form C
- D = Form D
- E = Form E
- F = Form F

CH

Special Feature
(optional)

- CH = Coolant, high pressure
- HPV = High performance and balanceable
- TD = Tunable
- P = Pin style

By referencing this easy-to-use guide, you can identify the correct product to meet your needs.



HSK63ACHTG50100M

TG

Toolholder Style

50

Toolholder Size

100

Gage Length

M

Identification Values

TG = Collet series xx (50), xxx (100)
EM = I.D. size: metric — xx = xx, (20); inch — xxx = x.xx, (075)
SM = O.D. size: metric — xx = xx, (20); inch — xxx = x.xx, (075)


(Taper gage line to front of tool)
metric
xxx = xxx
inch
xxx = x.xx

(blank) = Tool built to inch values
M = Tool built to metric values

- BB** = Bar blank
- CS** = Combination shell mill and slotting cutter adapter
- DA** = Double-angle collet chuck
- DC** = Drill chuck
- EM** = End mill adapter
- ER** = DIN 6499 single-angle collet chuck
- GB** = Gage bar
- HC** = Hydraulic chuck — Standard Line
- HCB** = Hydraulic chuck — Basic Line
- HCSL** = Hydraulic chuck — Slim Line
- HCSLT** = Hydraulic chuck — Slim Line — Trend
- HCT** = Hydraulic chuck — Trend Line
- HPMC** = Bearing milling chuck — high performance

- HSK** = HSK modular adapter
- JT** = Jacobs modular taper adapter
- KM** = KM™ adapter
- KR** = Romicon™ Boring Adapters
- MT** = Morse taper adapter
- RC** = Rapid Change — T&C tapping adapter chuck
- SA** = Slotting cutter adapter
- SFHD TT** = **SAFE-LOCK™** heavy-duty Shrink Fit thermo toolholder
- SFTT** = **SAFE-LOCK™** Shrink Fit thermo toolholder
- SM2C** = Shell mill adapter with coolant and small diameter
- SMC** = Shell mill adapter with coolant
- SS** = Adapter for straight shanks (drills)


- SSF** = Adapter for straight shanks with flat (drills)
- ST** = Screw-on adapters
- STRC** = Rapid Change — solid tapping adapter chuck
- SWN** = Whistle Notch™ 2° — short — (not to DIN standard)
- TA** = Tap chuck adapter
- TG** = Tremendous Grip single-angle collet chuck
- TT** = Shrink Fit thermo toolholder
- TTHT** = Shrink Fit thermo toolholder — high torque
- WD** = Whistle Notch with drive
- WN** = Whistle Notch (2° metric; 5° inch)



ERICKSON™ HSK Shank Tooling System • HSK40A Series

Primary Application

ERICKSON HSK Face Contact Short Taper Tooling is manufactured from premium materials and to the latest DIN/ISO specification standards. Form A versions generally used in machining centers and milling machines with automatic tool changers. The HSK40A tools are either pre-balanced to a high specification or balanced-by-design. For high speed applications Kennametal recommends that the complete toolholder assembly (toolholder, coolant tubes, collets, hardware, and cutting tools) be balanced as one entity. Exact RPM limits can only be determined by considering machine and spindle configurations in conjunction with tooling design and safety limits factored as a complete system.





Features and Benefits


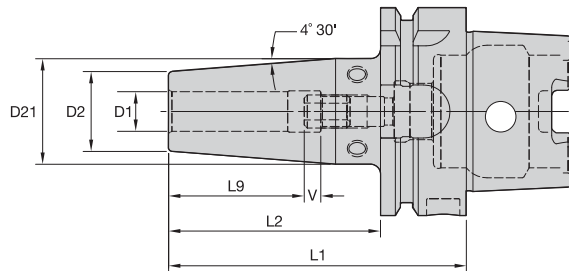
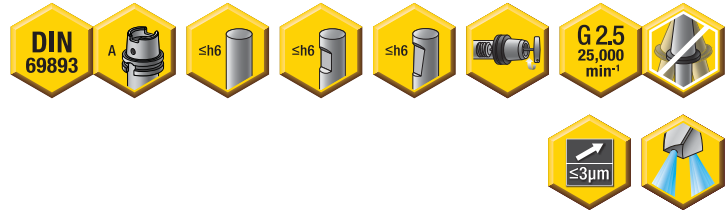
- ISO 12164-1/DIN 69893-1 Form A 1:10 short taper.
- High axial and radial repeatability compared to CAT, BT, and DV V-flange 7/24 taper tooling.
- Maximum 100 bar (1,500 psi) coolant pressure.

HSK40A Shank Tools

Shrink Fit Toolholders General Purpose (GP)



- Balanceable — fine tune with optional M6 set screws.
- Suitable for carbide and HSS cutting tools (requirements below).



Cutting Tool Shank Requirements metric (ISO standard)

cutting tool shank diameter	tolerance	
3	h4	0,000/-0,003
4	h4	0,000/-0,004
5	h5	0,000/-0,005
6	h6	0,000/-0,008
8 & 10	h6	0,000/-0,009
12, 14, 16, & 18	h6	0,000/-0,011
20	h6	0,000/-0,013

ERICKSON™

■ TT GP HPV MM-HSK Form A



order number	catalog number	D1	D2	D21	L1	L2	L9	V	stop screw	wrench size stop screw	kg
3866456	HSK40AHPVTT03060M	3	9	13	60	32	14	10	TTSS05014M	2,5mm	0,26
3866457	HSK40AHPVTT04060M	4	9	13	60	32	15	10	TTSS05014M	2,5mm	0,26
3866458	HSK40AHPVTT05060M	5	9	13	60	32	15	10	TTSS06014M	3mm	0,26
3866459	HSK40AHPVTT06080M	6	21	27	80	60	26	10	TTSS05014M	2,5mm	0,40
3866460	HSK40AHPVTT08080M	8	21	27	80	60	26	10	TTSS06014M	3mm	0,40
3866461	HSK40AHPVTT10080M	10	24	32	80	60	31	10	TTSS08014M	4mm	0,46
3866462	HSK40AHPVTT12090M	12	24	32	90	70	36	10	TTSS10014M	5mm	0,50
3866563	HSK40AHPVTT14090M	14	27	34	90	70	36	10	TTSS10014M	5mm	0,55
3866564	HSK40AHPVTT16090M	16	27	34	90	70	39	10	TTSS12014M	6mm	0,52
3866565	HSK40AHPVTT18095M	18	33	41	95	95	39	10	TTSS12014M	6mm	0,70
3866566	HSK40AHPVTT20095M	20	33	41	95	95	41	10	TTSS16014M	8mm	0,66

(continued)

(TT GP HPV Form A continued)

Cutting Tool Shank Requirements
inch (industry standard)

cutting tool shank diameter	tolerance
1/4, 5/16, & 3/8	.0000/- .0004
1/2, 9/16, & 5/8	.0000/- .0004
3/4	.0000/- .0005

HSK40A Shank Tools

■ TT GP HPV IN-HSK Form A



order number	catalog number	D1	D2	D21	L1	L2	L9	V	stop screw	wrench size stop screw	lbs
3864029	HSK40AHPVTT025315	1/4	.83	1.06	3.15	2.36	1.02	.39	TTSS05014M	2,5mm	.89
3864031	HSK40AHPVTT031315	5/16	.83	1.06	3.15	2.36	1.02	.39	TTSS06014M	3mm	.87
3864032	HSK40AHPVTT038315	3/8	.94	1.26	3.15	2.36	1.22	.39	TTSS08014M	4mm	1.01
3864073	HSK40AHPVTT050354	1/2	.94	1.26	3.54	2.76	1.42	.39	TTSS10014M	5mm	1.09
3864074	HSK40AHPVTT056354	9/16	1.06	1.32	3.54	2.76	1.42	.39	TTSS10014M	5mm	1.21
3864075	HSK40AHPVTT062354	5/8	1.06	1.32	3.54	2.76	1.54	.39	TTSS12014M	6mm	1.16
3864076	HSK40AHPVTT075374	3/4	1.30	1.61	3.74	3.74	1.61	.39	TTSS16014M	8mm	1.49

NOTE: Do not overheat. Overheating will destroy the accuracy and functionality of the toolholder.

Shrink Fit technical section, see page M78.

Supplied with stop screw.

Adjusting stop screw gage, see page M81.

Shrink Fit accessories, see pages L12–L13.

Optional M6~1.0P x 5 lg fine-balancing screw set (10 pieces) is available. Order number is MS1276PKG and must be ordered separately.

HSK coolant unit and wrench are available and must be ordered separately; see page L44.

HSK40A Shank Tools


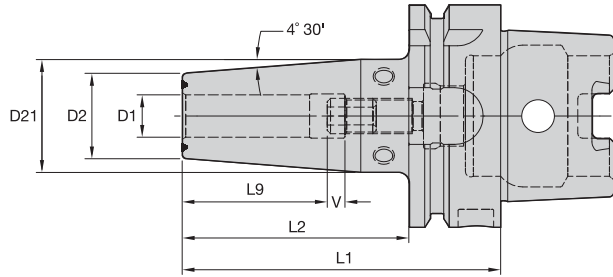
Shrink Fit Toolholders High Torque (HT)



- 30–50% higher clamping torque compared to GP line.
- Balanceable — fine tune with optional M6 set screws.
- Suitable for carbide only, designated by groove in front face (requirements below).
- 10 kW power or greater Shrink Fit device must be used.



HSK40A Shank Tools



Cutting Tool Shank Requirements
metric (ISO standard)

cutting tool shank diameter	tolerance	
12, 14, 16, & 18	h6	0,000/-0,011
20	h6	0,000/-0,013

ERICKSON

TT HT HPV MM-HSK Form A



order number	catalog number	D1	D2	D21	L1	L2	L9	V	stop screw	wrench size stop screw	kg
3866982	HSK40AHPVTHT12090M	12	24	32	90	71	36	10	TTSS10014M	5mm	0,50
3867174	HSK40AHPVTHT14090M	14	27	34	90	71	36	10	TTSS10014M	5mm	0,55
3867175	HSK40AHPVTHT16090M	16	27	34	90	71	39	10	TTSS12014M	6mm	0,52
3867176	HSK40AHPVTHT18095M	18	33	41	95	95	39	10	TTSS12014M	6mm	0,70
3867177	HSK40AHPVTHT20095M	20	33	41	95	95	41	10	TTSS16014M	8mm	0,66

(continued)

(TT HT HPV Form A continued)

Cutting Tool Shank Requirements inch (industry standard)	
cutting tool shank diameter	tolerance
1/2, 9/16, & 5/8	.0000/- .0004
3/4	.0000/- .0005

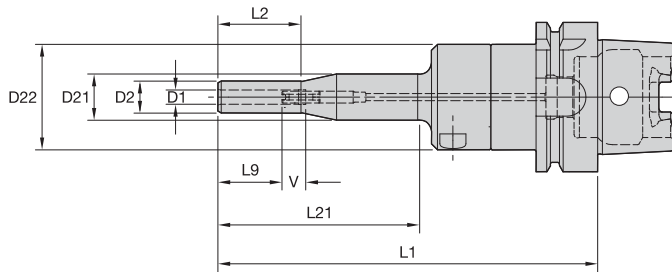
HSK40A Shank Tools

■ TT HT HPV IN-HSK Form A



order number	catalog number	D1	D2	D21	L1	L2	L9	V	stop screw	wrench size stop screw	lbs
3872696	HSK40AHPVTTH050354	1/2	.94	1.26	3.54	2.76	1.42	.39	TTSS10014M	5mm	1.09
3872697	HSK40AHPVTTH056354	9/16	1.06	1.32	3.54	2.76	1.42	.39	TTSS10014M	5mm	1.21
3872698	HSK40AHPVTTH062354	5/8	1.06	1.32	3.54	2.76	1.54	.39	TTSS12014M	6mm	1.16
3872699	HSK40AHPVTTH075374	3/4	1.30	1.61	3.74	3.74	1.61	.39	TTSS16014M	8mm	1.49

NOTE: Do not overheat. Overheating will destroy the accuracy and functionality of the toolholder.
 Shrink Fit technical section, see page M78.
 Supplied with stop screw.
 Adjusting stop screw gage, see page M81.
 Shrink Fit accessories, see pages L12–L13.
 Optional M6~1.0P x 5 lg fine-balancing screw set (10 pieces) is available. Order number is MS1276PKG and must be ordered separately.
 HSK coolant unit and wrench are available and must be ordered separately; see page L44.



HSK40A Shank Tools

ERICKSON

■ HC Slim-T MM-HSK Form A


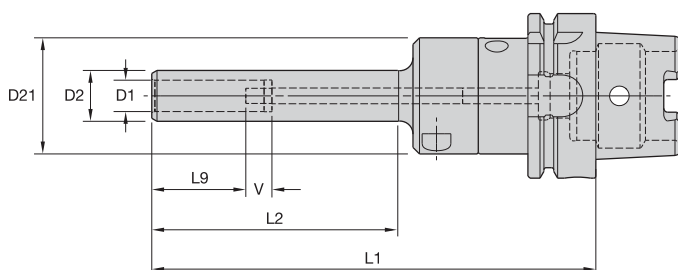
order number	catalog number	D1	D2	D21	D22	L1	L2	L9	L21	V	kg
3061264	HSK40AHCSLT06160M	6	13,5	19,5	44	160	35	27	85	10	0,81
3061265	HSK40AHCSLT08160M	8	15,5	19,5	44	160	35	27	85	10	0,82

■ Spare Parts

catalog number	actuation wrench	wrench size actuation screw	stop screw wrench	wrench size stop screw
HSK40AHCSLT06160M	170.135	5mm	170.002	2,5mm
HSK40AHCSLT08160M	170.135	5mm	170.002	2,5mm

(continued)

(HC Slim HSK Form A continued)



HSK40A Shank Tools

■ HC Slim MM-HSK Form A

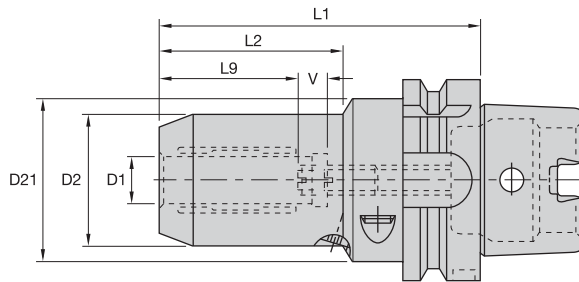
order number	catalog number	D1	D2	D21	L1	L2	L9	V	kg
3061266	HSK40AHCSLT10160M	10	17,5	44,5	160	85	31	10	0,81
3061267	HSK40AHCSLT12170M	12	19,5	44,5	170	95	36	10	0,86
3061268	HSK40AHCSLT14170M	14	21,5	52,5	170	95	36	10	1,02
3061269	HSK40AHCSLT16170M	16	23,5	52,5	170	95	39	10	1,05
3061270	HSK40AHCSLT18170M	18	25,5	52,5	170	95	39	10	1,09
3061271	HSK40AHCSLT20170M	20	27,5	52,5	170	95	41	10	1,13

■ Spare Parts



catalog number	actuation wrench	wrench size actuation screw	stop screw wrench	wrench size stop screw
HSK40AHCSLT10160M	170.135	5mm	170.003	3mm
HSK40AHCSLT12170M	170.135	5mm	170.003	3mm
HSK40AHCSLT14170M	170.135	5mm	170.003	3mm
HSK40AHCSLT16170M	170.135	5mm	170.005	5mm
HSK40AHCSLT18170M	170.135	5mm	170.005	5mm
HSK40AHCSLT20170M	170.135	5mm	170.005	5mm

NOTE: Do not overtorque actuation screw. Tighten by hand until stop is felt.
 Hydraulic chuck technical section, see page M84.
 Supplied with stop screw.
 Actuation wrenches must be ordered separately.
 Reduction sleeves are available and must be ordered separately; see page J2.
 HSK coolant unit and wrench are available and must be ordered separately; see page L44.



HSK40A Shank Tools

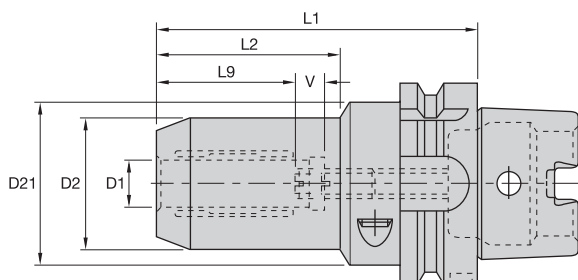
ERICKSON

■ HC MM-HSK Form A



order number	catalog number	D1	D2	D21	L1	L2	L9	V	actuation wrench	wrench size actuation screw	length-adjustment wrench	wrench size stop screw	kg
1960118	HSK40AHC06080M	6	25,7	32	80	35	27	10	170.135	5mm	170.002	2,5mm	0,45
1960119	HSK40AHC08080M	8	27,7	32	80	36	27	10	170.254	4mm	170.002	2,5mm	0,47
1960120	HSK40AHC10085M	10	29,7	32	85	40	31	10	170.254	4mm	170.002	2,5mm	0,51
1960121	HSK40AHC12090M	12	31,6	32	90	43	36	10	170.254	4mm	170.002	2,5mm	0,55

NOTE: Do not overtorque actuation screw. Tighten by hand until stop is felt.
 Hydraulic chuck technical section, see page M84.
 Supplied with stop screw.
 Actuation wrench must be ordered separately.
 Reduction sleeves are available and must be ordered separately; see page J2.
 HSK coolant unit and wrench are available and must be ordered separately; see page L44.



HSK40A Shank Tools

ERICKSON

■ HC Trend MM-HSK Form A



order number	catalog number	D1	D2	D21	L1	L2	L9	V	actuation wrench	wrench size actuation screw	stop screw	wrench size stop screw	kg
2386931	HSK40AHCT14100M	14	33,6	50	100	42	36	10	170.135	5mm	571.063	5mm	0,79
2386932	HSK40AHCT16100M	16	37,6	50	100	47	39	10	170.135	5mm	571.063	5mm	0,84
2387463	HSK40AHCT18100M	18	39,6	50	100	47	39	10	170.135	5mm	571.063	5mm	0,86
2387464	HSK40AHCT20100M	20	41,6	50	100	48	41	10	170.135	5mm	571.063	5mm	0,87

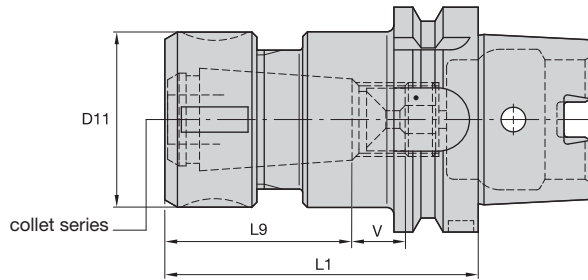
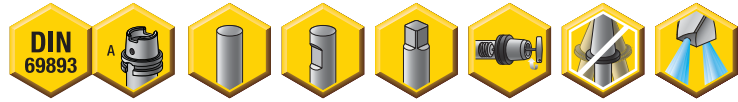
■ HC Trend IN-HSK Form A



order number	catalog number	D1	D2	D21	L1	L2	L9	V	actuation wrench	wrench size actuation screw	length-adjustment wrench	wrench size stop screw	lbs
2233132	HSK40AHCT025315	1/4	1.01	1.25	3.15	1.38	1.46	.39	170.135	5mm	170.003	3mm	.99
2233273	HSK40AHCT038335	3/8	1.17	1.25	3.35	1.57	1.61	.39	170.135	5mm	170.003	3mm	1.13
2233274	HSK40AHCT050354	1/2	1.24	1.25	3.54	1.69	1.81	.39	170.135	5mm	170.003	3mm	1.21
2387465	HSK40AHCT062394	5/8	1.48	1.96	3.94	1.83	1.54	.39	170.135	5mm	—	5mm	1.85
2387466	HSK40AHCT075394	3/4	1.64	1.96	3.94	1.89	1.61	.39	170.135	5mm	—	5mm	1.98

NOTE: Do not overtorque actuation screw. Tighten by hand until stop is felt.
 Hydraulic chuck technical section, see page M84.
 Supplied with stop screw.
 Actuation wrench must be ordered separately.
 Reduction sleeves are available and must be ordered separately; see page J2.
 HSK coolant unit and wrench are available and must be ordered separately; see page L44.

- Tremendous Grip (3:1 advantage).



HSK40A Shank Tools

TG collet series	Collet Capacity			
	mm		inch	
	min	max	min	max
TG50	1,1	13,5	1/32	17/32
TG75	2,6	20,0	3/64	3/4

ERICKSON™

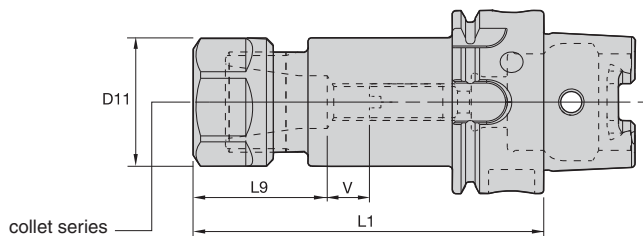
■ TG Round-HSK Form A



order number	catalog number	collet series	D11	L1	L9	V	locknut	wrench	Nm	stop screw	wrench size stop screw	kg
2455912	HSK40ATG050080M	TG50	38	80	42,0	5	LNA050M	HSW34M	68	SS056041G	4mm & 5/32	0,45
2455993	HSK40ATG075090M	TG75	50	90	54,0	7	LNA075M	HSW45M	136	SS081041G	4mm & 5/32	0,69

NOTE: Collet must be loaded into locknut first. Before loading into the chuck body, insert the cutting tool, then tighten to the recommended tightening torque.
 Collet chuck technical section, see page M84.
 Supplied with locknut and stop screw.
 Locknut wrench must be ordered separately.
 Interchangeable locknuts, coolant-style locknuts, and coolant disks are available and must be ordered separately; see page L38.
 Stop screw coolant caps are available and must be ordered separately; see pages L34–L35.
 Balanceable/interchangeable locknuts are available and must be ordered separately; see page L16.
 TG standard straight-bore collets, see page J10.
 TG tap collets, see page J10.
 HSK coolant unit and wrench are available and must be ordered separately; see page L44.

- Grip (2:1 advantage).



HSK40A Shank Tools

ERICKSON

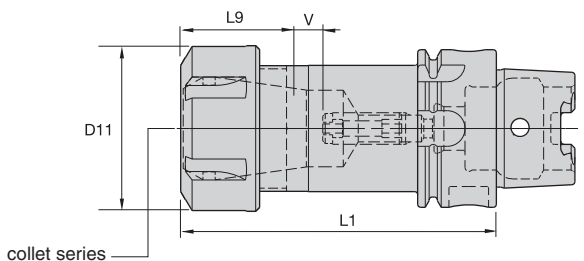
ER Hex-HSK Form A

ER collet series	Collet Capacity			
	mm		inch	
ER16	0,5	10,0	.02	.41
ER25	1,0	16,0	.04	.63
ER32	2,0	20,0	.08	.81

order number	catalog number	collet series	D11	L1	L9	V	kg
2260343	HSK40AER16080M	ER16	28	80	27,0	5	0,40

Spare Parts

catalog number	locknut	wrench	counterbore collet torque (Nm)	straight collet torque (Nm)	stop screw	wrench size stop screw
HSK40AER16080M	LNHSER16M	OEW25M	40	56	571.068	4mm & 5/32



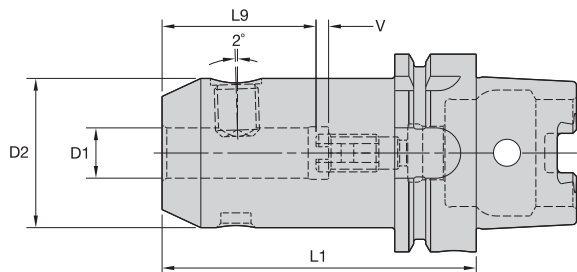
ER Round-HSK Form A

order number	catalog number	collet series	D11	L1	L9	V	kg
1833498	HSK40AER25080M	ER25	42	80	31,0	5	0,50
2260344	HSK40AER32090M	ER32	50	90	46,0	5	0,56
2386935	HSK40AER32100M	ER32	50	100	40,0	10	0,69

Spare Parts

catalog number	round locknut	wrench	Nm	stop screw	wrench size stop screw
HSK40AER25080M	LNSE25M	ER25WM	104	571.062	4mm & 5/32
HSK40AER32090M	LNSE32M	ER32WM	136	571.062	4mm & 5/32
HSK40AER32100M	LNSE32M	ER32WM	136	571.062	4mm

NOTE: Collet must be loaded into locknut first. Before loading into the chuck body, insert the cutting tool, then tighten to the recommended tightening torque.
 Collet chuck technical section, see page M98.
 Supplied with locknut and stop screw.
 Locknut wrench must be ordered separately.
 ER standard straight-bore collets, see page J50.
 ER tap collets, see pages J58–J59.
 ER TCT tension-only tap collets, see page J60.
 HSK coolant unit and wrench are available and must be ordered separately; see page L44.



HSK40A Shank Tools

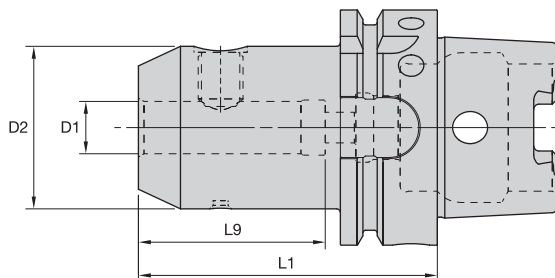
ERICKSON™

■ WN MM-HSK Form A



order number	catalog number	D1	D2	L1	L9	V	lock screw	wrench size lock screw	Nm	stop screw	wrench size stop screw	kg
2260348	HSK40AWN06080M	6	25	80	30	10	SS03M012	3mm	7	571.060	2,5mm	0,39
2260349	HSK40AWN08080M	8	28	80	30	10	SS03M014	4mm	15	571.067	3mm	0,44
2260350	HSK40AWN10080M	10	34	80	35	10	SS03M018	5mm	25	571.068	4mm	0,56
2260351	HSK40AWN12090M	12	42	90	40	10	SS03M023	6mm	35	571.074	5mm	0,71
2260352	HSK40AWN14090M	14	44	90	40	10	SS03M023	6mm	35	571.074	5mm	0,73
2260353	HSK40AWN16090M	16	48	90	43	10	SS03M025	6mm	50	571.075	6mm	0,79

NOTE: Do not overtighten lock screw; use torque recommendations above.
 Supplied with clamp screw and stop screw.
 Lock screw or stop screw wrenches are not included.
 HSK coolant unit and wrench are available and must be ordered separately; see page L44.

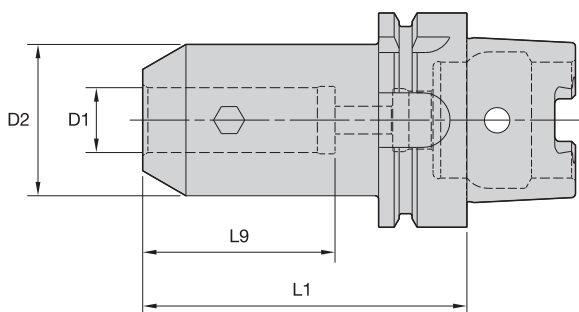


HSK40A Shank Tools

ERICKSON

EM MM-HSK Form A

order number	catalog number	D1	D2	L1	L9	lock screw	wrench size lock screw	Nm	kg
2260357	HSK40AEM06060M	6	25	60	40	SS03M012	3mm	7	0,31
2260358	HSK40AEM08060M	8	28	60	40	SS03M014	4mm	15	0,35
2260359	HSK40AEM10060M	10	34	60	42	SS03M018	5mm	25	0,42
2260360	HSK40AEM12070M	12	42	70	50	SS03M023	6mm	35	0,57
2260361	HSK40AEM14075M	14	44	75	50	SS03M023	6mm	35	0,63
1852320	HSK40AEM16075M	16	48	75	53	SS03M025	6mm	50	0,69

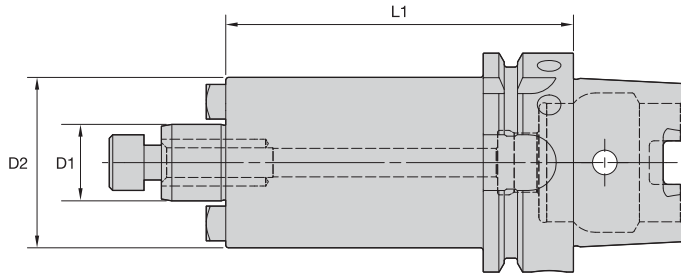


EM IN-HSK Form A

order number	catalog number	D1	D2	L1	L9	lock screw	wrench size lock screw	ft. lbs.	lbs
2249258	HSK40AEM025250	1/4	1.00	2.50	1.70	ELS025025PKG	1/8	8	.74
2249259	HSK40AEM038250	3/8	1.00	2.50	1.73	ELS038031PKG	3/16	15	.71
2249260	HSK40AEM050275	1/2	1.33	2.75	1.97	ELS044038PKG	7/32	20	.99
2249261	HSK40AEM062300	5/8	1.63	3.00	2.09	ELS056050PKG	1/4	40	1.27



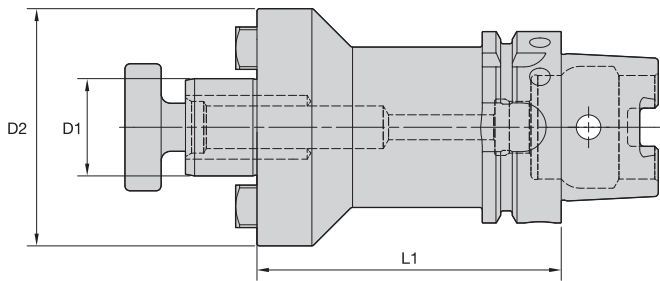

NOTE: Do not overtighten lock screw; use torque recommendations above.
 Supplied with lock screw.
 Lock screw wrench not included.
 HSK coolant unit and wrench are available and must be ordered separately; see page L44.



ERICKSON

■ SMC Cap MM-HSK Form A

order number	catalog number	D1	D2	L1	lock screw	drive key	wrench size lock screw	kg
3872589	HSK40ASM2C16050M	16	38	50	MS1294	KDK16M	6mm	0,44
3872588	HSK40ASMC16050M	16	44	50	MS1294	KDK16M	6mm	0,49
3872591	HSK40ASM2C22050M	22	42	50	MS1234	—	8mm	0,50
3872590	HSK40ASMC22050M	22	49	50	MS1234	KDK22M	8mm	0,55



■ SMC Lock MM-HSK Form A

order number	catalog number	D1	D2	L1	lock screw	drive key	wrench size lock screw	kg
3872592	HSK40ASMC27075M	27	60	75	KLSS27M	KDK27M	10mm	1,01

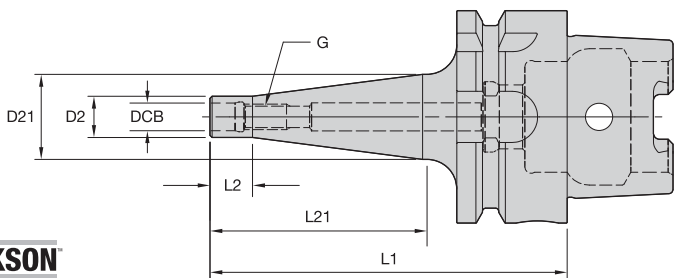


■ SMC Lock IN-HSK Form A

order number	catalog number	D1	D2	L1	lock screw	drive key	wrench size lock screw	lbs
3762350	HSK40ASM2C050200	1/2	1.20	2.00	KLS05	KDK04	3/16	.85
3762349	HSK40ASMC050200	1/2	1.44	2.00	KLS05	KDK04	3/16	.95
3762352	HSK40ASM2C075200	3/4	1.46	2.00	KLS07	—	1/4	1.03
3762351	HSK40ASMC075200	3/4	1.75	2.00	KLS07	KDK05	1/4	1.14
3762404	HSK40ASM2C100200	1	2.19	2.00	KLS10	KDK06	5/16	1.45
3762403	HSK40ASMC100200	1	2.75	2.00	KLS10	KDK06	5/16	1.73



NOTE: Do not overtighten lock screw.
Supplied with lock screw and drive keys.
Interchangeable coolant-style lock screws are available and must be ordered separately; see page L38.
Lock screw wrench not included.
For HSK coolant unit and wrench, see page L44.



HSK40A Shank Tools

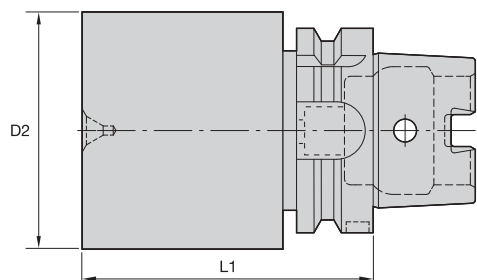
ERICKSON

■ ST-HSK Form A

order number	catalog number	DCB	G	D2	D21	L1	L2	L21	kg
4061374	HSK40AST06053M	6,5	M6	10	—	53	27	—	0,20
4061375	HSK40AST06078M	6,5	M6	10	20	78	10	50	0,26
4061376	HSK40AST06103M	6,5	M6	10	23	103	10	75	0,32
4061377	HSK40AST08053M	8,5	M8	13	15	53	10	25	0,22
4061378	HSK40AST08078M	8,5	M8	13	23	78	10	50	0,30
4061379	HSK40AST08103M	8,5	M8	13	23	103	10	75	0,34
4061380	HSK40AST08128M	8,5	M8	13	25	128	10	100	0,42
4061381	HSK40AST10053M	10,5	M10	18	20	53	10	25	0,25
4061382	HSK40AST10078M	10,5	M10	18	25	78	10	50	0,33
4061423	HSK40AST10103M	10,5	M10	18	28	103	10	75	0,44
4061424	HSK40AST10128M	10,5	M10	18	30	128	10	100	0,55
4061425	HSK40AST12053M	12,5	M12	21	24	53	10	25	0,27
4061426	HSK40AST12078M	12,5	M12	21	24	78	10	50	0,34
4061427	HSK40AST12103M	12,5	M12	21	31	103	10	75	0,50
4061428	HSK40AST12128M	12,5	M12	21	31	128	10	100	0,61

NOTE: HSK coolant unit and wrench are available and must be ordered separately; see page L44.

- Machinable front 32–38 RW C.



ERICKSON

■ BB-HSK Form A

order number	catalog number	D2	L1	kg
2260649	HSK40ABB040120M	40,8	120	1,16

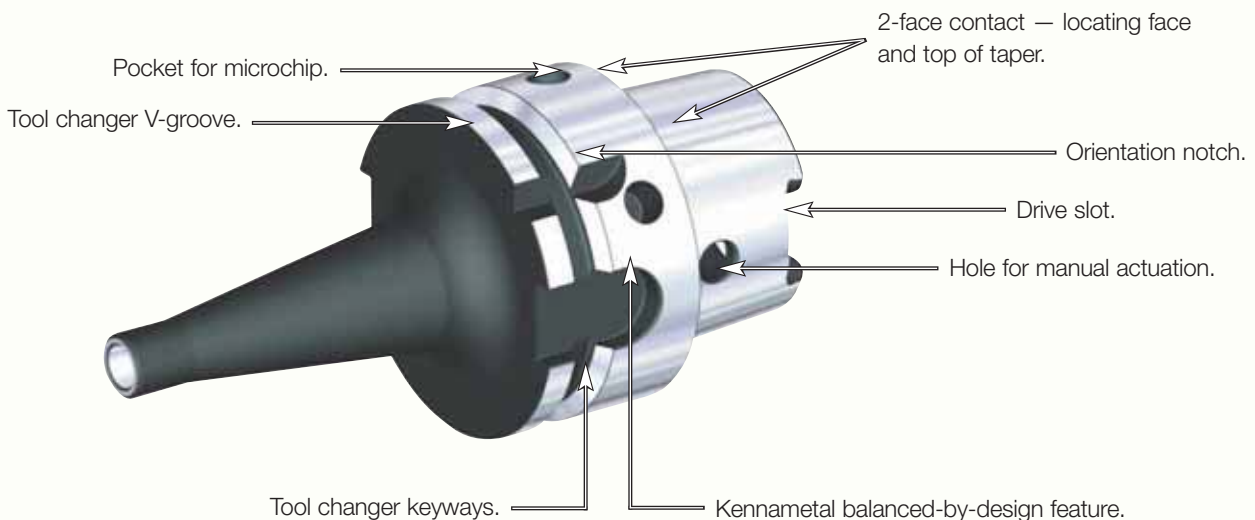
NOTE: HSK coolant unit and wrench are available and must be ordered separately; see page L44.



ERICKSON™ HSK Shank Tooling System • HSK50A Series

Primary Application

ERICKSON HSK Face Contact Short Taper Tooling is manufactured from premium materials and to the latest DIN/ISO specification standards. Form A versions are generally used in machining centers and milling machines with automatic tool changers. The HSK50A tools are either pre-balanced to a high specification or balanced-by-design. For high speed applications Kennametal recommends that the complete toolholder assembly (toolholder, coolant tubes, collets, hardware, and cutting tools) be balanced as one entity. Exact RPM limits can only be determined by considering machine and spindle configurations in conjunction with tooling design and safety limits factored as a complete system.





Features and Benefits

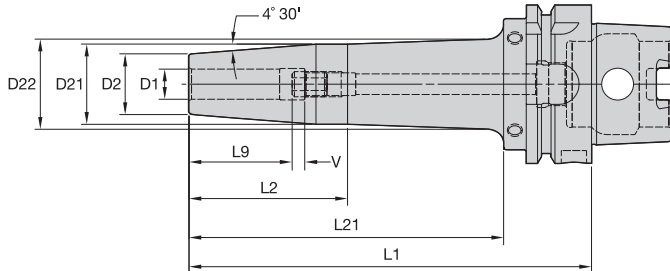
- ISO 12164-1/DIN 69893-1 Form A 1:10 short taper.
- High axial and radial repeatability compared to CAT, BT, and DV V-flange 7/24 taper tooling.
- Maximum 100 bar (1,500 psi) coolant pressure.

HSK50A Shank Tools

Shrink Fit Toolholders General Purpose (GP)



- Balanceable — fine tune with optional M6 set screws.
- Suitable for carbide and HSS cutting tools (requirements below).



HSK50A Shank Tools

ERICKSON

■ TT GP HPV MM-HSK Form A



order number	catalog number	D1	D2	D21	D22	L1	L2	L21	L9	V	stop screw	wrench size stop screw	kg
3874888	HSK50AHPVTT03080M	3	9	15	—	80	45	54	14	10,0	TTSS05014M	2,5mm	0,50
3874889	HSK50AHPVTT04080M	4	9	15	—	80	45	54	15	10,0	TTSS05014M	2,5mm	0,50
3874890	HSK50AHPVTT05080M	5	9	15	—	80	45	54	15	10,0	TTSS06014M	3mm	0,50
3874891	HSK50AHPVTT06080M	6	21	27	—	80	54	—	26	10,0	TTSS05014M	2,5mm	0,57
3874989	HSK50AHPVTT06120M	6	21	27	—	120	85	94	26	10,0	TTSS05014M	2,5mm	0,79
3874997	HSK50AHPVTT06160M	6	21	27	32	160	50	125	26	10,0	TTSS05014M	2,5mm	1,03
3874892	HSK50AHPVTT08080M	8	21	27	—	80	45	54	26	10,0	TTSS06014M	3mm	0,62
3874990	HSK50AHPVTT08120M	8	21	27	—	120	85	94	26	10,0	TTSS06014M	3mm	0,78
3874998	HSK50AHPVTT08160M	8	21	27	32	160	50	125	26	10,0	TTSS06014M	3mm	1,02
3874983	HSK50AHPVTT10085M	10	24	32	—	85	59	—	31	10,0	TTSS08014M	4mm	0,64
3874991	HSK50AHPVTT10120M	10	24	32	—	120	85	94	31	10,0	TTSS08014M	4mm	0,89
3874999	HSK50AHPVTT10160M	10	24	32	36	160	63	125	31	10,0	TTSS08014M	4mm	1,18
3874984	HSK50AHPVTT12090M	12	24	32	—	90	64	—	36	10,0	TTSS10014M	5mm	0,66
3874992	HSK50AHPVTT12120M	12	24	32	—	120	85	94	36	10,0	TTSS10014M	5mm	0,87
3875000	HSK50AHPVTT12160M	12	24	32	36	160	63	125	36	10,0	TTSS10014M	5mm	1,16
3874985	HSK50AHPVTT14090M	14	27	34	—	90	64	—	36	10,0	TTSS10014M	5mm	0,71
3874993	HSK50AHPVTT14120M	14	27	34	—	120	85	94	36	10,0	TTSS10014M	5mm	0,94
3875001	HSK50AHPVTT14160M	14	27	34	39	160	57	125	36	10,0	TTSS10014M	5mm	1,28
3874986	HSK50AHPVTT16095M	16	27	34	—	95	69	—	39	10,0	TTSS12014M	6mm	0,71
3874994	HSK50AHPVTT16120M	16	27	34	—	120	85	94	39	10,0	TTSS12014M	6mm	0,91
3875002	HSK50AHPVTT16160M	16	27	34	39	160	57	125	39	10,0	TTSS12014M	6mm	1,26
3874987	HSK50AHPVTT18095M	18	33	41	—	95	69	—	39	10,0	TTSS12014M	6mm	0,88
3874995	HSK50AHPVTT18120M	18	33	41	—	120	94	—	39	10,0	TTSS12014M	6mm	1,13
3875003	HSK50AHPVTT18160M	18	33	41	—	160	134	—	39	10,0	TTSS12014M	6mm	1,53
3874988	HSK50AHPVTT20100M	20	33	41	—	100	74	—	41	10,0	TTSS16014M	3mm	0,90
3874996	HSK50AHPVTT20120M	20	33	41	—	120	94	—	41	10,0	TTSS16014M	8mm	1,10
3875004	HSK50AHPVTT20160M	20	33	41	—	160	134	—	41	10,0	TTSS16014M	8mm	1,50

NOTE: Do not overheat. Overheating will destroy the accuracy and functionality of the toolholder.
 Shrink Fit technical section, see page M78.
 Supplied with stop screw.
 Adjusting stop screw gage, see page M81.
 Shrink Fit accessories, see pages L12–L13.
 Optional M6~1.0P x 5mm lg fine-balancing screw set (10 pieces) is available. Order number is MS1276PKG and must be ordered separately.
 HSK coolant unit and wrench are available and must be ordered separately; see page L44.

(continued)

(TT GP HPV continued)

**Cutting Tool Shank Requirements
metric (ISO standard)**

cutting tool shank diameter	tolerance	
3	h4	0,000/-0,003
4	h4	0,000/-0,004
5	h5	0,000/-0,005
6	h6	0,000/-0,008
8 & 10	h6	0,000/-0,009
12, 14, 16, & 18	h6	0,000/-0,011
20	h6	0,000/-0,013

**Cutting Tool Shank Requirements
inch (industry standard)**

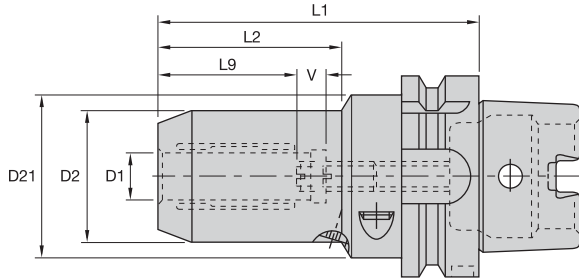
cutting tool shank diameter	tolerance
1/8 & 3/16	.0000/- .0003
1/4 & 3/8	.0000/- .0004
1/2 & 5/8	.0000/- .0004
3/4	.0000/- .0005

■ TT GP HPV IN-HSK Form A



order number	catalog number	D1	D2	D21	D22	L1	L2	L21	L9	V	stop screw	wrench size stop screw	lbs
3863678	HSK50AHPVTT012315	1/8	.35	.59	—	3.15	1.77	—	.63	.39	TTSS05014M	2,5mm	1.10
3863705	HSK50AHPVTT012472	1/8	.35	.59	.68	4.72	1.97	3.35	.63	.39	TTSS05014M	2,5mm	1.22
3863711	HSK50AHPVTT012630	1/8	.35	.59	.79	6.30	1.97	4.92	.63	.39	TTSS05014M	2,5mm	1.40
3863679	HSK50AHPVTT018315	3/16	.35	.59	—	3.15	1.77	—	.59	.39	TTSS06014M	3mm	1.10
3863712	HSK50AHPVTT018630	3/16	.35	.59	.79	6.30	1.97	4.92	.59	.39	TTSS06014M	3mm	1.40
3863680	HSK50AHPVTT025315	1/4	.83	1.06	—	3.15	2.13	—	1.02	.39	TTSS05014M	2,5mm	1.26
3863706	HSK50AHPVTT025472	1/4	.83	1.06	—	4.72	3.35	—	1.02	.39	TTSS05014M	2,5mm	1.74
3863713	HSK50AHPVTT025630	1/4	.83	1.06	1.27	6.30	1.97	4.92	1.02	.39	TTSS05014M	2,5mm	2.26
3863681	HSK50AHPVTT038335	3/8	.94	1.26	—	3.35	2.32	—	1.22	.39	TTSS08014M	4mm	1.42
3863707	HSK50AHPVTT038472	3/8	.94	1.26	—	4.72	3.35	—	1.22	.39	TTSS08014M	4mm	1.96
3863714	HSK50AHPVTT038630	3/8	.94	1.26	1.43	6.30	2.48	4.92	1.22	.39	TTSS08014M	4mm	2.61
3863682	HSK50AHPVTT050354	1/2	.94	1.26	—	3.54	2.52	—	1.42	.39	TTSS10014M	5mm	1.43
3863708	HSK50AHPVTT050472	1/2	.94	1.26	—	4.72	3.35	—	1.42	.39	TTSS10014M	5mm	1.91
3863715	HSK50AHPVTT050630	1/2	.94	1.26	1.43	6.30	2.48	4.92	1.42	.39	TTSS10014M	5mm	2.55
3863703	HSK50AHPVTT062374	5/8	1.06	1.33	—	3.74	2.72	—	1.54	.39	TTSS12014M	6mm	1.58
3863709	HSK50AHPVTT062472	5/8	1.06	1.33	—	4.72	3.35	—	1.54	.39	TTSS12014M	6mm	2.01
3863716	HSK50AHPVTT062630	5/8	1.06	1.33	1.52	6.30	2.24	4.92	1.54	.39	TTSS12014M	6mm	2.77
3863704	HSK50AHPVTT075394	3/4	1.30	1.61	—	3.94	2.92	—	1.61	.39	TTSS16014M	8mm	2.00
3863710	HSK50AHPVTT075472	3/4	1.30	1.61	—	4.72	3.70	—	1.61	.39	TTSS16014M	8mm	2.44
3863717	HSK50AHPVTT075630	3/4	1.30	1.61	—	6.30	5.28	—	1.61	.39	TTSS16014M	8mm	3.33

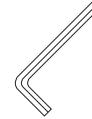
NOTE: Do not overheat. Overheating will destroy the accuracy and functionality of the toolholder.
 Shrink Fit technical section, see page M78.
 Supplied with stop screw.
 Adjusting stop screw gage, see page M81.
 Shrink Fit accessories, see pages L12–L13.
 Optional M6~1.0P x 5mm lg fine-balancing screw set (10 pieces) is available. Order number is MS1276PKG and must be ordered separately.
 HSK coolant unit and wrench are available and must be ordered separately; see page L44.



HSK50A Shank Tools

ERICKSON

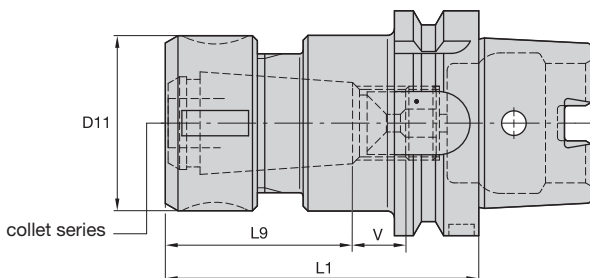
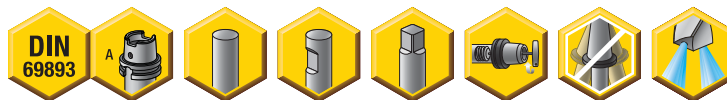
■ HC MM-HSK Form A



order number	catalog number	D1	D2	D21	L1	L2	L9	V	actuation wrench	wrench size actuation screw	stop screw wrench	wrench size stop screw	kg
1245473	HSK50AHC06080M	6	25,7	40	80	35	27	10	170.135	5mm	170.002	2,5mm	0,80
1245474	HSK50AHC08080M	8	27,7	40	80	36	27	10	170.135	5mm	170.002	2,5mm	0,90
1245475	HSK50AHC10085M	10	29,7	40	85	41	31	10	170.135	5mm	170.002	2,5mm	0,90
1245476	HSK50AHC12090M	12	31,6	40	90	47	36	10	170.135	5mm	170.002	2,5mm	1,30

NOTE: Do not overtorque actuation screw. Tighten by hand until stop is felt.
 For hydraulic chuck technical section, see page M84.
 Chucks supplied with stop screw.
 Wrenches must be ordered separately.
 Actuation wrench must be ordered separately.
 Reduction sleeves are available and must be ordered separately; see page J63.
 HSK coolant unit and wrench are available and must be ordered separately; see page L44.

- Tremendous Grip (3:1 advantage).



HSK50A Shank Tools

ERICKSON

■ TG Round-HSK Form A • Metric

TG collet series	Collet Capacity			
	mm		inch	
	min	max	min	max
TG50	1,1	13,5	1/32	17/32
TG75	2,6	20,0	3/64	3/4



order number	catalog number	collet series	D11	L1	L9	V	locknut	wrench	Nm	stop screw	wrench size stop screw	stop screw cone cap	kg
1307819	HSK50ATG050100M	TG50	38	100	42	12	LNA050M	HSW34M	68	SS056041G	4mm & 5/32	SSCC056	0,86
1307821	HSK50ATG075115M	TG75	50	115	54	11	LNA075M	HSW45M	136	SS081041G	4mm & 5/32	SSCC081	0,79

NOTE: Collet must be loaded into locknut first. Before loading into the chuck body, insert the cutting tool, then tighten to the recommended tightening torque.

Collet chuck technical section, see page M98.

Supplied with locknut and stop screw.

Locknut wrench must be ordered separately.

Interchangeable locknuts, coolant-style locknuts, and coolant disks are available and must be ordered separately; see pages L16–L17.

Stop screw coolant caps are available and must be ordered separately; see pages L34–L35.

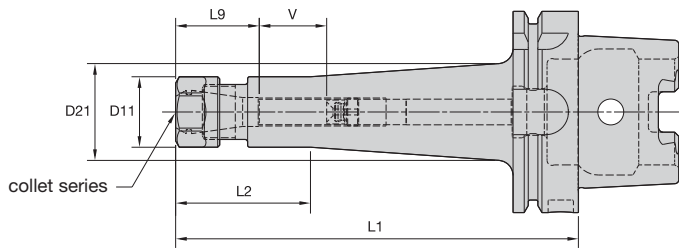

Balanceable/interchangeable locknuts are available and must be ordered separately; see page L16.

TG standard straight-bore collets, see page J10.

TG tap collets, see page J10.

HSK coolant unit and wrench are available and must be ordered separately; see page L44.

- Grip (2:1 advantage).



HSK50A Shank Tools

ER collet series	Collet Capacity			
	mm		inch	
	min	max	min	max
ER16	0,5	10,0	.02	.41
ER20	0,5	13,0	.02	.50
ER25	1,0	16,0	.04	.63
ER32	2,0	20,0	.08	.81

ERICKSON™

■ ER HEX-HSK Form A

order number	catalog number	collet series	D11	D21	L2	L1	L9	V	kg
1307789	HSK50AER16100M	ER16	28	—	71	100	32	24	0,64
1307790	HSK50AER16160M	ER16	28	40	71	160	32	48	1,05
1307791	HSK50AER20100M	ER20	34	—	73	100	36	17	0,72

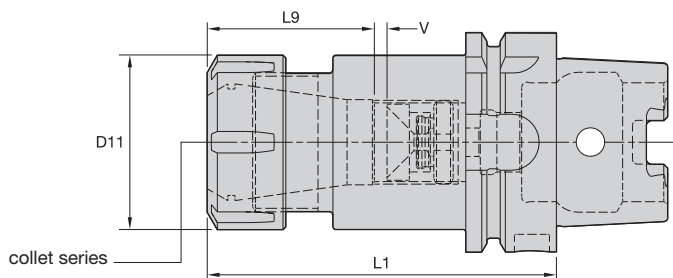
■ Spare Parts



catalog number	locknut	wrench	counterbore collet torque (Nm)	straight collet torque (Nm)	stop screw	wrench size stop screw	stop screw cone cap
HSK50AER16100M	LNHSER16M	OEW25M	40	56	SS044038G	4mm & 5/32	SSCC044
HSK50AER16160M	LNHSER16M	OEW25M	40	56	SS044038G	4mm & 5/32	SSCC044
HSK50AER20100M	LNHSER20M	OEW30M	32	80	SS056041G	4mm & 5/32	SSCC056

(continued)

(ER-HSK continued)



HSK50A Shank Tools

ER Round-HSK Form A

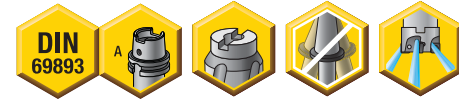
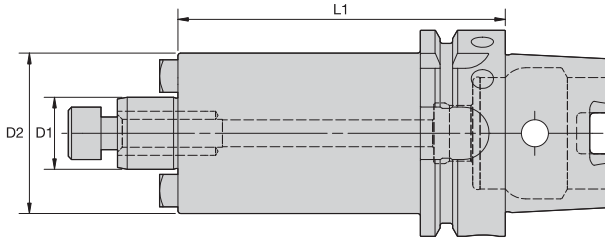
order number	catalog number	collet series	D11	L1	L9	V	kg
1307792	HSK50AER25100M	ER25	42	100	40	11	0,91
1134534	HSK50AER32100M	ER32	50	100	45	4	0,90

Spare Parts



catalog number	locknut	wrench	Nm	stop screw	wrench size stop screw	stop screw cone cap
HSK50AER25100M	LNSER25M	ER25WM	104	SS075041G	4mm & 5/32	SSCC075
HSK50AER32100M	LNSER32M	ER32WM	136	SS094041G	4mm & 5/32	SSCC094


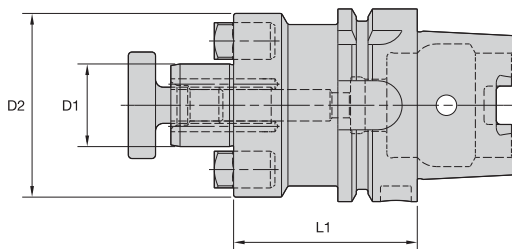
NOTE: Collet must be loaded into locknut first. Before loading into the chuck body, insert the cutting tool, then tighten to the recommended tightening torque.
 Collet chuck technical section, see page M98.
 Supplied with locknut and stop screw.
 Locknut wrench must be ordered separately.
 ER standard straight-bore collets, see page J50.
 ER tap collets, see pages J58–J59.
 ER TCT tension-only tap collets, see page J60.
 HSK coolant unit and wrench are available and must be ordered separately; see page L44.



ERICKSON™

■ SMC Cap MM-HSK Form A

order number	catalog number	D1	D2	L1	lock screw	drive key	wrench size lock screw	kg
4144667	HSK50ASM2C16050M	16	38	50	MS1294	KDK16M	6mm	0,62
3872678	HSK50ASMC16050M	16	44	50	MS1294	KDK16M	6mm	0,67
4144668	HSK50ASM2C22060M	22	42	60	MS1234	—	8mm	0,80
3872679	HSK50ASMC22060M	22	49	60	MS1234	KDK22M	8mm	0,86



■ SMC Lock MM-HSK Form A

order number	catalog number	D1	D2	L1	lock screw	drive key	wrench size lock screw	kg
3872680	HSK50ASMC27060M	27	60	60	KLSS27M	KDK27M	10mm	1,07

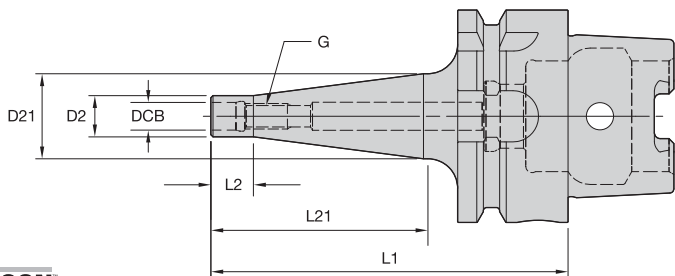


■ SMC Lock IN-HSK Form A

order number	catalog number	D1	D2	L1	lock screw	drive key	wrench size lock screw	lbs
3762406	HSK50ASM2C050200	1/2	1.20	2	KLS05	KDK04	3/16	1.20
3762405	HSK50ASMC050200	1/2	1.44	2	KLS05	KDK04	3/16	1.33
3872517	HSK50ASMC100225	1	2.75	2	KLS10	KDK06	5/16	2.31



NOTE: Do not overtighten lock screw; use torque recommendations above.
 Supplied with lock screw and drive keys.
 Interchangeable coolant-style lock screws are available and must be ordered separately; see page L38.
 Lock screw wrench not included.
 For HSK coolant unit and wrench, see page L44.



HSK50A Shank Tools

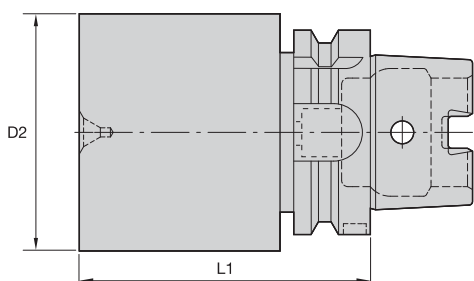
ERICKSON

■ ST-HSK Form A

order number	catalog number	DCB	G	D2	D21	L1	L2	L21	kg
4061440	HSK50AST06059M	6,5	M6	10	10	59	10	25	0,39
4061441	HSK50AST06084M	6,5	M6	10	20	84	10	50	0,45
4061442	HSK50AST06109M	6,5	M6	10	23	109	10	75	0,51
4061443	HSK50AST08059M	8,5	M8	13	15	59	10	25	0,41
4061444	HSK50AST08084M	8,5	M8	13	23	84	10	50	0,48
4061445	HSK50AST08109M	8,5	M8	13	23	109	10	75	0,53
4061446	HSK50AST08134M	8,5	M8	13	25	134	10	100	0,60
4061447	HSK50AST10059M	10,5	M10	18	20	59	10	25	0,44
4061448	HSK50AST10084M	10,5	M10	18	25	84	10	50	0,53
4061449	HSK50AST10109M	10,5	M10	18	28	109	10	75	0,63
4061450	HSK50AST10134M	10,5	M10	18	30	134	10	100	0,74
4061451	HSK50AST12059M	12,5	M12	21	24	59	10	25	0,46
4061452	HSK50AST12084M	12,5	M12	21	24	84	10	50	0,53
4061453	HSK50AST12109M	12,5	M12	21	31	109	10	75	0,69
4061454	HSK50AST12134M	12,5	M12	21	31	134	10	100	0,79

NOTE: HSK coolant unit and wrench are available and must be ordered separately; see page L44.

- Machinable front 32–38 RWC.



ERICKSON

■ BB-HSK Form A • Metric

order number	catalog number	D2	L1	kg
1256059	HSK50ABB063200M	63,8	200	4,49
1256060	HSK50ABB100125M	100,8	125	5,69

NOTE: HSK coolant unit and wrench are available and must be ordered separately; see page L44.

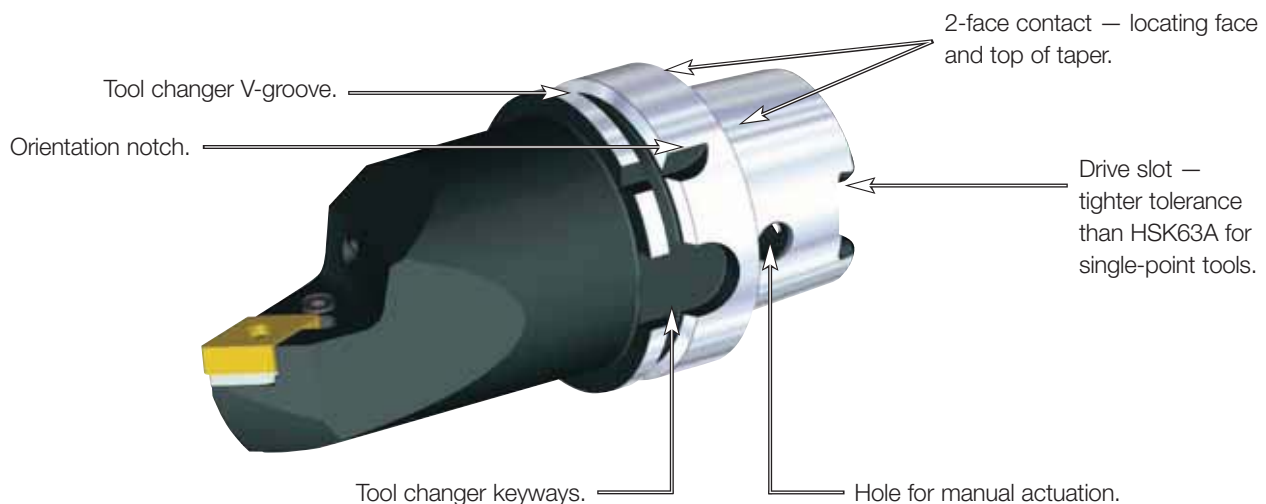
ERICKSON™ HSK Shank Tooling System • HSK63T Series

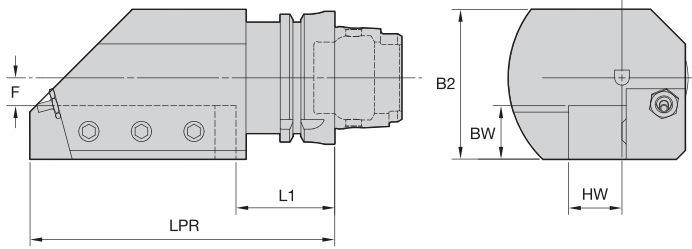
Primary Application

ERICKSON HSK Face Contact Short Taper Tooling is manufactured from premium materials and to the latest DIN/ISO specification standards. Form T versions are generally used in static and multitasking operations. The HSK63T has qualified drive slot widths for single-point cutting.

Features and Benefits

- ISO 12164-1/DIN 69893-1 Form A 1:10 short taper.
- High axial and radial repeatability.
- Maximum 100 bar (1,500 psi) coolant pressure.





HSK63T Adapters


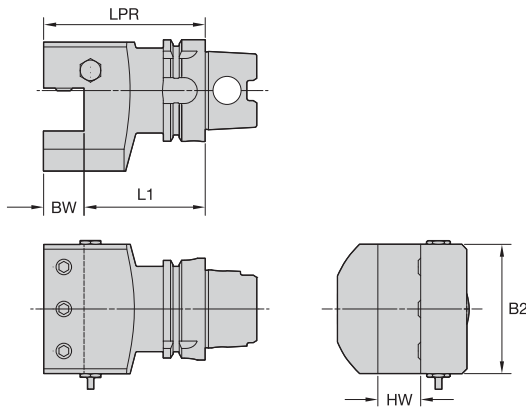
ERICKSON

STAR/L • Metric



order number	catalog number	B2	BW	F	HW	L1	LPR	cup point socket set screw	nozzle	kg
3377242	HSK63TSTAR2525M	70	25	13	25	49	145	MS1430	PMT04526 COOLANT NOZZLE SPRAY	3,97
3377313	HSK63TSTAL2525M	70	25	13	25	49	145	MS1430	PMT04526 COOLANT NOZZLE SPRAY	3,96

NOTE: HSK coolant unit and wrench are available and must be ordered separately; see page L44.



ERICKSON

ETAN • Metric



order number	catalog number	B2	BW	HW	L1	LPR	cup point socket set screw	nozzle	plug	kg
3897805	HSK63TETAN2525M	80	25	25	75	100	MS1430	PMT04526 COOLANT NOZZLE SPRAY	PMP08350	3,14

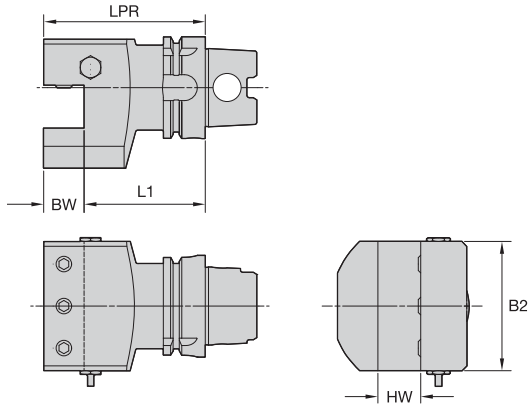
NOTE: HSK coolant unit and wrench are available and must be ordered separately; see page L44.

HSK63T Adapters

ETA End Mount Square Shank Adapters • HSK-T Cutting Units M-Clamping



HSK63T Adapters



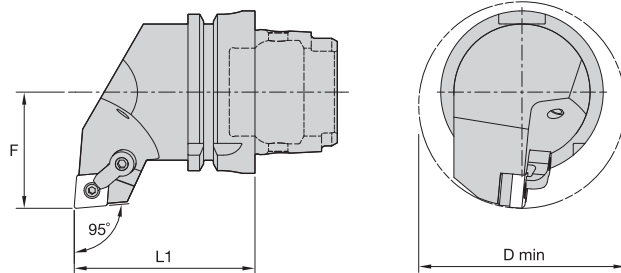
ERICKSON™

■ ETAN • Inch



order number	catalog number	B2	BW	HW	L1	LPR	cup point socket set screw	nozzle	plug	kg
3897806	HSK63TETAN16	3.150	1.000	1.000	2.963	3.963	MS1430	PMT04526 COOLANT NOZZLE SPRAY	PMP08350	3,20

NOTE: HSK coolant unit and wrench are available and must be ordered separately; see page L44.



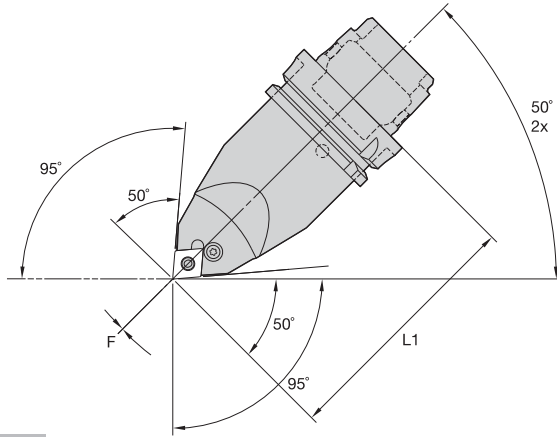
ERICKSON™

■ MCLN 95°



order number	catalog number	D min	F	L1	gage insert	shim	lock pin	clamp	clamp screw	kg
3897467	right hand HSK63TMCLNR12070	80	45	70	CN..120408/CN..432	ICSN432	KLM46	CKM20	STCM11	1,20
3897468	left hand HSK63TMCLNL12070	80	45	70	CN..120408/CN..432	ICSN432	KLM46	CKM20	STCM11	1,20

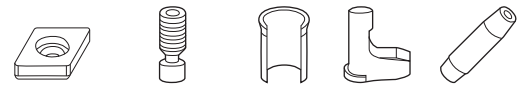
NOTE: HSK coolant unit and wrench are available and must be ordered separately; see page L44.



HSK63T Cutting Units

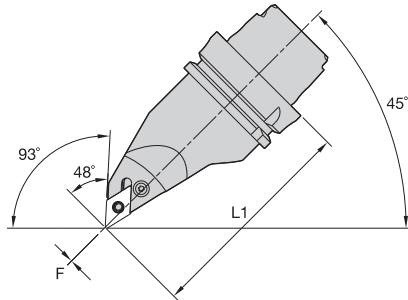
ERICKSON

■ PCMN 50° • 95° Application • Centerline



order number	catalog number	F	L1	gage insert	shim	lever lock screw	shim pin	toggle lever	punch	kg
3575690	HSK63TPCMN12115	0	115	CN..120408/CN..432	512.112	514.123	513.023	511.023	515.018	1,64

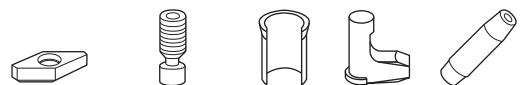
NOTE: HSK coolant unit and wrench are available and must be ordered separately; see page L44.



Left-Hand Tool

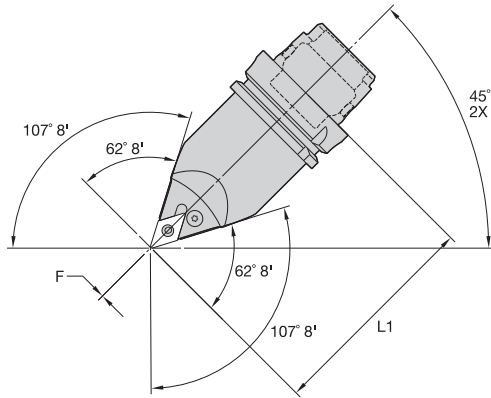
ERICKSON

■ PDMN 48° • 93° Application • Centerline



order number	catalog number	F	L1	gage insert	shim	lever lock screw	shim pin	toggle lever	punch	kg
3897470	right hand HSK63TPDMNR15115	0	115	DN..150608/DN..442	512.153	514.128	513.023	511.024	515.018	1,46
3575691	left hand HSK63TPDMNL15115	0	115	DN..150608/DN..442	512.153	514.128	513.023	511.024	515.018	1,62

NOTE: HSK coolant unit and wrench are available and must be ordered separately; see page L44.



HSK63T Cutting Units

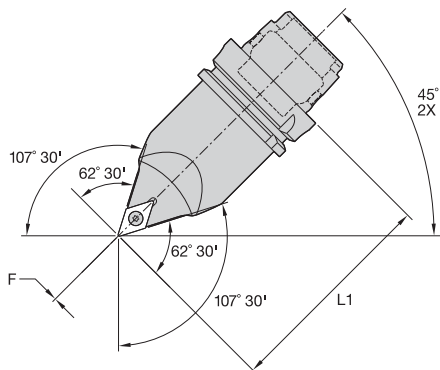
ERICKSON

■ PDNN 45° • Centerline



order number	catalog number	F L1	gage insert	lever lock screw	shim	shim pin	toggle lever	punch	kg
3897469	HSK63TPDNNN15115	0 115	DN..150608/DN..442	514.128	512.153	513.023	511.024	515.018	1,61

NOTE: HSK coolant unit and wrench are available and must be ordered separately; see page L44.



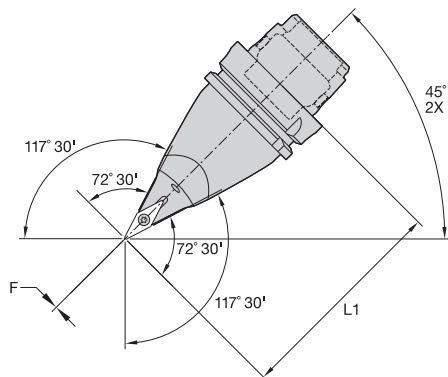
HSK63T Cutting Units

ERICKSON

■ SDNC 45° • Centerline

order number	catalog number	F	L1	gage insert	insert screw	shim	shim screw	kg
3897553	HSK63TSDNCN11115	0	115	DC..11T308DC..3252	MS1156	SKDP343	SRS3	1,59
3897554	HSK63TSDNCN15115	0	115	DC..150408/DC..432	MS1158	SKDP453	SRS4	1,59

NOTE: HSK coolant unit and wrench are available and must be ordered separately, see page L44.



ERICKSON

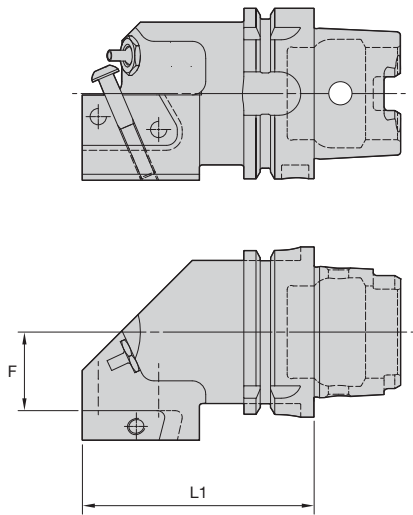
■ SVB 45° • Centerline

order number	catalog number	F	L1	gage insert	insert screw	shim	shim screw	kg
3897472	HSK63TSVBN11115	0	115	VB..110304/VB..221	MS1153	—	—	1,41
3897471	HSK63TSVBN16115	0	115	VB..160408/VB..332	MS1156	SKVN343	SRS3	1,41

NOTE: HSK coolant unit and wrench are available and must be ordered separately; see page L44.



HSK63T Cutting Units




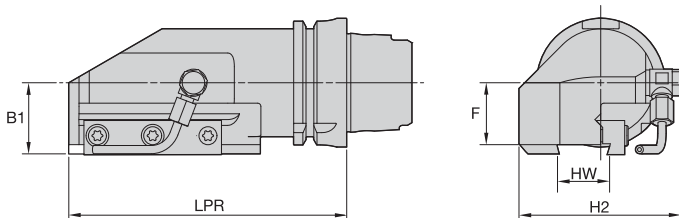
ERICKSON™

■ **KGMS • Side Mount**



order number	catalog number	F		L1		cartridge size	blade screw	nozzle	clamp screw	kg
		mm	in	mm	in					
	right hand									
3897561	HSK63TKGMSR50	29,00	1.142	85,50	3.366	50	MS1162	PMT04526	MS2002	1,49
	left hand									
3897562	HSK63TKGMSL50	29,00	1.142	85,50	3.366	50	MS1162	PMT04526	MS2002	1,49

NOTE: HSK coolant unit and wrench are available and must be ordered separately; see page L44.
 For A3/A4 modular blades, see the Kennametal Innovations Master Catalog Cutting 2013.
 Right-hand cutting units use right hand blades.







HSK63T Cutting Units

ERICKSON

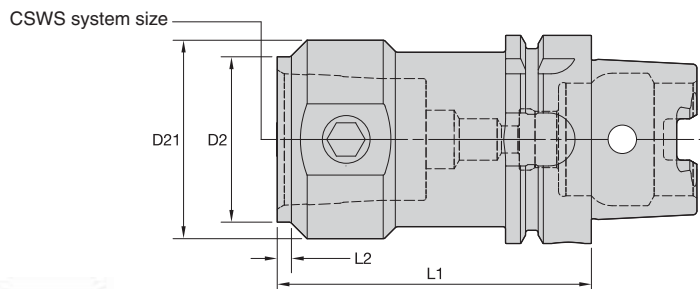
■ BS • Side Mount

order number	catalog number	B1	F	H2	HW	LPR	cartridge size	cartridge 1	kg
	right hand								
3897571	HSK63TBSR4	35	30	79	26	136	26	A2BNSN26...	2,74
3897573	HSK63TBSR5	45	39	84	32	157	32	A2BNSN32...	3,86
	left hand								
3897572	HSK63TBSL4	35	30	79	26	136	26	A2BNSN26...	2,74
3897574	HSK63TBSL5	45	39	84	32	157	32	A2BNSN32...	3,86

■ Spare Parts

catalog number	clamp	clamp screw	coolant tube	coolant swivel base
				
right hand				
HSK63TBSR4	CGS4	MS1595	12649910900	12649910800
HSK63TBSR5	CGS5	MS1595	12649910900	12649910800
left hand				
HSK63TBSL4	CGS4	MS1595	12649910900	12649910800
HSK63TBSL5	CGS5	MS1595	12649910900	12649910800

NOTE: HSK coolant unit and wrench are available and must be ordered separately; see page L44.
For A2 blades, see the Kennametal Innovations Master Catalog Cutting Tools 2013.



HSK63T Adapters

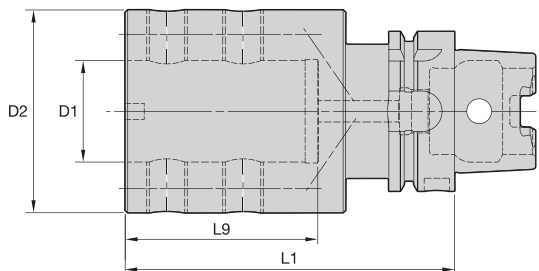


■ HSK63T to KM



order number	catalog number	CSWS system size	D2	D21	L1	L2	Nm	KM spare parts package	kg
3387620	HSK63TKM40070M	KM40	40	48	70	4,000	12-16	KM40PKG3L	1,13
3895298	HSK63TKM50095M	KM50	50	60	95	4,000	27-37	KM50PKG3L	1,74
3892899	HSK63TKM63105M	KM63	63	76	105	4,000	47-54	KM63PKG3L	2,54

NOTE: HSK coolant unit and wrench are available and must be ordered separately; see page L44.
For torque wrench, see page L52–L53.

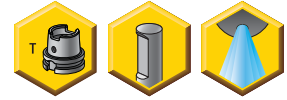
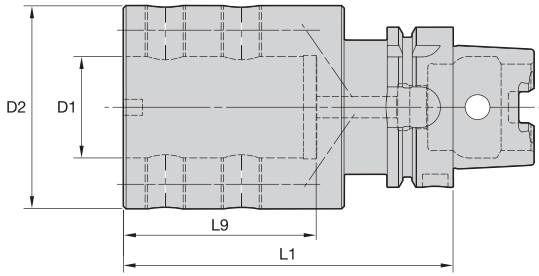


■ BA Boring Bar Adapter • Internal and External Coolant • Metric



order number	catalog number	D1	D2	L1	L9	nozzle	Nm	clamp screw	kg
3892897	HSK63TBA40130M	40	80	130	76	PWZ1012	125	MS1947	3,52

NOTE: Do not overtighten clamp screw; use torque recommendations above.
Supplied with clamp screw.
Clamp screw wrench not included.
HSK coolant unit and wrench are available and must be ordered separately; see page L44.
For bushings, see page A570.



ERICKSON

■ BA Boring Bar Adapter • Internal and External Coolant • Inch



order number	catalog number	D1	D2	L1	L9	nozzle	ft. lbs.	clamp screw	kg
3892898	HSK63TBA150512	1.500	3.150	5.118	2.992	PWZ1012	90	MS1947	3,58

NOTE: Do not overtighten clamp screw; use torque recommendations above.
 Supplied with clamp screw.
 Clamp screw wrench not included.
 HSK coolant unit and wrench are available and must be ordered separately; see page L44.
 For bushings, see page A570.

TG&C • The Latest Metalcutting Innovations

Our latest metalcutting innovations are designed to deliver higher productivity, longer tool life, and increased application versatility.

A2™ — Cut-Off

- The cutting edge has a molded-in chipbreaker ramp to direct chips away from the blade, extending blade life.
- Fixed insert stop ensures solid seating with every index and delivers up to 30% longer life.

A3™ — Deep Grooving

- Designed for deep grooving.
- Reach deeper depths while maintaining chip control and tool rigidity.

A4™ — Grooving

- One tool for turning, facing, grooving, face-grooving, and cut-off in O.D. and I.D. applications — that means exceptionally fast cycle times, no turret indexes!
- Precise insert positioning is ensured — for accurate cuts!

Top Notch™

- Rigid clamping securely locks insert in place through the toughest cuts.
- Chip control inserts provide excellent chip evacuation in grooving and offer better chip control in multi-directional turning.



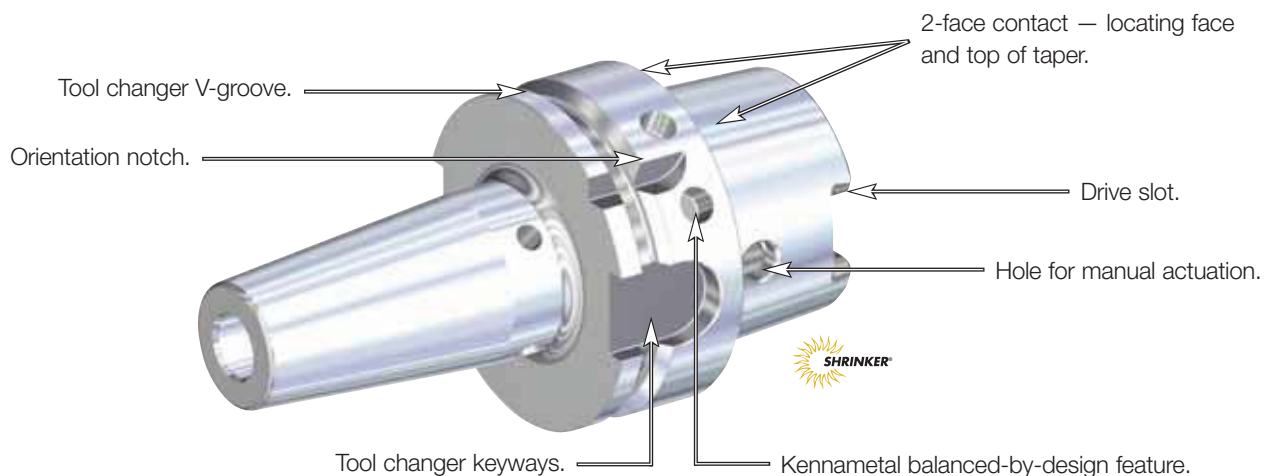
ERICKSON™ HSK Shank Tooling System • HSK63A Series

Primary Application

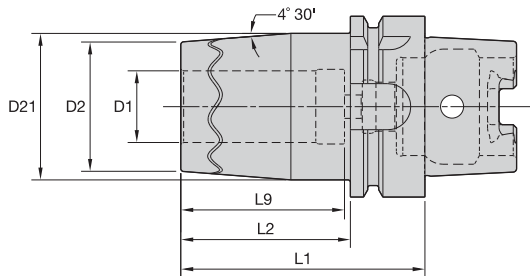
ERICKSON HSK Face Contact Short Taper Tooling is manufactured from premium materials and to the latest DIN/ISO specification standards. Form A versions are generally used in machining centers and milling machines with automatic tool changers. The HSK63A tools are either pre-balanced to a high specification or balanced-by-design. For high speed applications Kennametal recommends that the complete toolholder assembly (toolholder, coolant tubes, collets, hardware, and cutting tools) be balanced as one entity. Exact RPM limits can only be determined by considering machine and spindle configurations in conjunction with tooling design and safety limits factored as a complete system.

Features and Benefits

- ISO 12164-1/DIN 69893-1 Form A 1:10 short taper.
- High axial and radial repeatability compared to CAT, BT, and DV V-flange 7/24 taper tooling.
- Maximum 100 bar (1,500 psi) coolant pressure.



- SAFE-LOCK™, innovative and unique non-slip system.
- Suitable for carbide and HSS cutting tools.
- Need ≥ 10 kW shrink unit.



HSK63A Shank Tools

Cutting Tool Shank Requirements metric (ISO standard)

cutting tool shank diameter	tolerance	
12, 14, 16, & 18	h6	0,000/-0,011
20 & 25	h6	0,000/-0,013
32	h6	0,000/-0,016

Cutting Tool Shank Requirements inch (industry standard)

cutting tool shank diameter	tolerance
7/16, 1/2, 9/16, & 5/8	.0000/- .0004
3/4, 7/8, 1, & 1-1/4	.0000/- .0005

ERICKSON

■ TT SF MM-HSK Form A

order number	catalog number	D1	D2	D21	L1	L2	L9	kg
5090218	HSK63ASFTT12070M	12	27	33	70	44	46	0,84
5090219	HSK63ASFTT14075M	14	30	37	75	49	48	0,91
5090220	HSK63ASFTT16075M	16	30	37	75	49	49	0,89
5090221	HSK63ASFTT18075M	18	36	43	75	49	49	1,00
5090222	HSK63ASFTT20075M	20	36	43	75	49	49	0,97
5090223	HSK63ASFTT25085M	25	45	51	85	59	57	1,27
5090224	HSK63ASFTT32085M	32	45	51	85	59	59	1,12

■ TT SF IN-HSK Form A

order number	catalog number	D1	D2	D21	L1	L2	L9	lbs
5090233	HSK63ASFTT050276	1/2	1.04	1.32	2.76	1.73	1.81	1.84
5090234	HSK63ASFTT062295	5/8	1.16	1.47	2.95	1.93	1.93	1.96
5090235	HSK63ASFTT075295	3/4	1.40	1.70	2.95	1.93	1.93	2.16
5090236	HSK63ASFTT100335	1	1.77	2.01	3.35	2.32	2.24	2.78
5090237	HSK63ASFTT125335	1 1/4	1.77	2.01	3.35	2.32	2.32	2.49

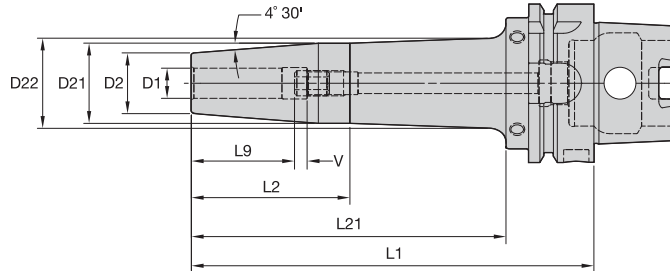
NOTE: Do not overheat. Overheating will destroy the accuracy and functionality of the toolholder.
 Shrink Fit technical section, see page M78.
 Shrink Fit accessories, see pages L12–L13.
 HSK coolant unit and wrench are available and must be ordered separately; see page L44.

HSK63A Shank Tools

Shrink Fit Toolholders General Purpose (GP)



- Balanceable — fine tune with optional M6 set screws.
- Suitable for carbide and HSS cutting tools (requirements below).



Cutting Tool Shank Requirements metric (ISO standard)

cutting tool shank diameter	tolerance	
3	h4	0,000/-0,003
4	h4	0,000/-0,004
5	h5	0,000/-0,005
6	h6	0,000/-0,008
8 & 10	h6	0,000/-0,009
12, 14, 16, & 18	h6	0,000/-0,011
20 & 25	h6	0,000/-0,013
32	h6	0,000/-0,016

ERICKSON™

■ TT GP HPV MM-HSK Form A



order number	catalog number	D1	D2	D21	D22	L1	L2	L21	L9	V	stop screw	wrench size stop screw	kg
3866567	HSK63AHPVTT03080M	3	9	15	—	80	45	—	14	10,0	TTSS05014M	2,5mm	0,81
3866576	HSK63AHPVTT04080M	4	9	15	—	80	45	—	15	10,0	TTSS05014M	2,5mm	0,81
3866577	HSK63AHPVTT05080M	5	9	15	—	80	45	—	15	10,0	TTSS06014M	3mm	0,81
3866568	HSK63AHPVTT06080M	6	21	27	—	80	54	—	26	10,0	TTSS05014M	2,5mm	0,83
3866569	HSK63AHPVTT06120M	6	21	27	—	120	85	—	26	10,0	TTSS05014M	2,5mm	1,09
3866570	HSK63AHPVTT06160M	6	21	27	32	160	50	125	26	10,0	TTSS05014M	2,5mm	1,33
3866571	HSK63AHPVTT08080M	8	21	27	—	80	54	—	26	10,0	TTSS06014M	3mm	0,82
3866572	HSK63AHPVTT08120M	8	21	27	—	120	85	—	26	10,0	TTSS06014M	3mm	1,09
3866573	HSK63AHPVTT08160M	8	21	27	32	160	50	125	26	10,0	TTSS06014M	3mm	1,32
3866574	HSK63AHPVTT10085M	10	24	32	—	85	59	—	31	10,0	TTSS08014M	4mm	0,90
3866575	HSK63AHPVTT10120M	10	24	32	—	120	85	—	31	10,0	TTSS08014M	4mm	1,19
3866581	HSK63AHPVTT10160M	10	24	32	36	160	63	125	31	10,0	TTSS08014M	4mm	1,48
3866582	HSK63AHPVTT12090M	12	24	32	—	90	64	—	36	10,0	TTSS10014M	5mm	0,91
3866683	HSK63AHPVTT12120M	12	24	32	—	120	85	—	36	10,0	TTSS10014M	5mm	1,18
3866684	HSK63AHPVTT12160M	12	24	32	36	160	63	125	36	10,0	TTSS10014M	5mm	1,47
3866685	HSK63AHPVTT14090M	14	27	34	—	90	64	—	36	10,0	TTSS10014M	5mm	0,96
3866686	HSK63AHPVTT14120M	14	27	34	—	120	85	—	36	10,0	TTSS10014M	5mm	1,25
3866687	HSK63AHPVTT14160M	14	27	34	39	160	57	125	36	10,0	TTSS10014M	5mm	1,58
3866688	HSK63AHPVTT16095M	16	27	34	—	95	69	—	39	10,0	TTSS12014M	6mm	0,97
3866689	HSK63AHPVTT16120M	16	27	34	—	120	85	—	39	10,0	TTSS12014M	6mm	1,22
3866690	HSK63AHPVTT16160M	16	27	34	39	160	57	125	39	10,0	TTSS12014M	6mm	1,56
3866691	HSK63AHPVTT18095M	18	33	42	—	95	69	—	39	10,0	TTSS12014M	6mm	1,14
3866692	HSK63AHPVTT18120M	18	33	42	—	120	85	—	39	10,0	TTSS12014M	6mm	1,45
3866693	HSK63AHPVTT18160M	18	33	42	46	160	69	125	39	10,0	TTSS12014M	6mm	1,92
3866694	HSK63AHPVTT20100M	20	33	42	—	100	74	—	41	10,0	TTSS16014M	8mm	1,16
3866695	HSK63AHPVTT20120M	20	33	42	—	120	85	—	41	10,0	TTSS16014M	8mm	1,42
3866696	HSK63AHPVTT20160M	20	33	42	46	160	69	125	41	10,0	TTSS16014M	8mm	1,89
3866697	HSK63AHPVTT25115M	25	44	53	—	115	89	—	47	10,0	TTSS16014M	8mm	1,74
3866698	HSK63AHPVTT25160M	25	44	53	—	160	134	—	47	10,0	TTSS16014M	8mm	2,49
3866699	HSK63AHPVTT32120M	32	44	53	—	120	94	—	51	10,0	TTSS16014M	8mm	1,66
3866700	HSK63AHPVTT32160M	32	44	53	—	160	134	—	51	10,0	TTSS16014M	8mm	2,32

(continued)

(TT GP HPV continued)

Cutting Tool Shank Requirements
inch (industry standard)

cutting tool shank diameter	tolerance
1/4, 5/16, & 3/8	.0000/- .0004
7/16, 1/2, 9/16, & 5/8	.0000/- .0004
3/4, 7/8, 1, & 1-1/4	.0000/- .0005

HSK63A Shank Tools

■ TT GP HPV IN-HSK Form A



order number	catalog number	D1	D2	D21	D22	L1	L2	L21	L9	V	stop screw	wrench size stop screw	lbs
3864077	HSK63AHPVTT025315	1/4	.83	1.06	—	3.15	2.13	—	1.02	.39	TTSS05014M	2,5mm	1.82
3864078	HSK63AHPVTT025472	1/4	.83	1.06	—	4.72	3.35	—	1.02	.39	TTSS05014M	2,5mm	2.41
3864079	HSK63AHPVTT025630	1/4	.83	1.06	1.27	6.30	1.97	4.92	1.02	.39	TTSS05014M	2,5mm	2.92
3864080	HSK63AHPVTT031315	5/16	.83	1.06	—	3.15	2.13	—	1.02	.39	TTSS06014M	3mm	1.81
3864081	HSK63AHPVTT031472	5/16	.83	1.06	—	4.72	3.35	—	1.02	.39	TTSS06014M	3mm	2.40
3864082	HSK63AHPVTT031630	5/16	.83	1.06	1.27	6.30	1.97	4.92	1.02	.39	TTSS06014M	3mm	2.91
3864083	HSK63AHPVTT038335	3/8	.94	1.24	—	3.35	2.32	—	1.22	.39	TTSS08014M	4mm	1.98
3864084	HSK63AHPVTT038472	3/8	.94	1.26	—	4.72	3.35	—	1.22	.39	TTSS08014M	4mm	2.64
3864085	HSK63AHPVTT038630	3/8	.94	1.26	1.43	6.30	2.48	4.92	1.22	.39	TTSS08014M	4mm	3.28
3864086	HSK63AHPVTT044354	7/16	.94	1.26	—	3.54	2.52	—	1.42	.39	TTSS10014M	5mm	2.02
3864087	HSK63AHPVTT044472	7/16	.94	1.26	—	4.72	3.35	—	1.42	.39	TTSS10014M	5mm	2.61
3864088	HSK63AHPVTT050354	1/2	.94	1.26	—	3.54	2.52	—	1.42	.39	TTSS10014M	5mm	2.00
3864089	HSK63AHPVTT050472	1/2	.94	1.26	—	4.72	3.35	—	1.42	.39	TTSS10014M	5mm	2.59
3864090	HSK63AHPVTT050630	1/2	.94	1.26	1.43	6.30	2.48	4.92	1.42	.39	TTSS10014M	5mm	3.23
3864091	HSK63AHPVTT056354	9/16	1.06	1.33	—	3.54	2.52	—	1.42	.39	TTSS10014M	5mm	2.11
3864092	HSK63AHPVTT062374	5/8	1.06	1.33	—	3.74	2.72	—	1.54	.39	TTSS12014M	6mm	2.14
3864093	HSK63AHPVTT062472	5/8	1.06	1.33	—	4.72	3.35	—	1.54	.39	TTSS12014M	6mm	2.70
3864094	HSK63AHPVTT062630	5/8	1.06	1.33	1.52	6.30	2.24	4.92	1.54	.39	TTSS12014M	6mm	3.44
3864095	HSK63AHPVTT075394	3/4	1.30	1.65	—	3.94	2.92	—	1.61	.39	TTSS16014M	8mm	2.59
3864096	HSK63AHPVTT075630	3/4	1.30	1.65	1.80	6.30	2.72	4.92	1.61	.39	TTSS16014M	8mm	4.19
3864097	HSK63AHPVTT088394	7/8	1.30	1.65	—	3.94	2.92	—	1.61	.39	TTSS16014M	8mm	2.50
3864098	HSK63AHPVTT088630	7/8	1.30	1.65	1.80	6.30	2.72	4.92	1.61	.39	TTSS16014M	8mm	4.10
3864099	HSK63AHPVTT100453	1	1.73	2.07	—	4.53	3.51	—	1.85	.39	TTSS16014M	8mm	3.82
3864100	HSK63AHPVTT100630	1	1.73	2.07	—	6.30	5.28	—	1.85	.39	TTSS16014M	8mm	5.46
3864101	HSK63AHPVTT125472	1 1/4	1.73	2.07	—	4.72	3.70	—	2.01	.39	TTSS16014M	8mm	3.67
3864102	HSK63AHPVTT125630	1 1/4	1.73	2.07	—	6.30	5.28	—	2.01	.39	TTSS16014M	8mm	5.13

NOTE: Do not overheat. Overheating will destroy the accuracy and functionality of the toolholder.

Shrink Fit technical section, see page M78.

Supplied with stop screw.

Adjusting stop screw gage, see page M81.

Shrink Fit accessories, see pages L12–L13.

Optional M6–1.0P x 5mm lg fine-balancing screw set (10 pieces) is available. Order number is MS1276PKG and must be ordered separately.

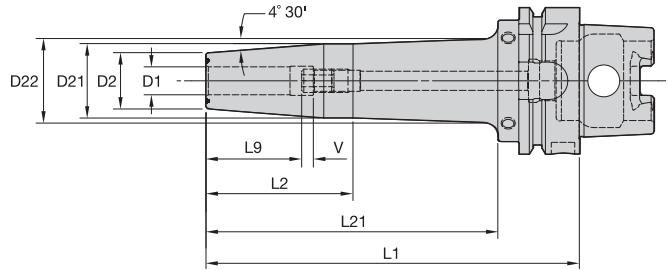
HSK coolant unit and wrench are available and must be ordered separately; see page L44.

HSK63A Shank Tools

Shrink Fit Toolholders High Torque (HT)



- 30–50% higher clamping torque compared to GP line.
- Balanceable — fine tune with optional M6 set screws.
- Suitable for carbide only, designated by groove in front face (requirements below).
- 10 kW power or greater Shrink Fit device must be used.



Cutting Tool Shank Requirements metric (ISO standard)

cutting tool shank diameter	tolerance	
12, 14, 16, & 18	h6	0,000/-0,011
20 & 25	h6	0,000/-0,013
32	h6	0,000/-0,016

ERICKSON

■ TT HT HPV MM-HSK Form A



order number	catalog number	D1	D2	D21	D22	L1	L2	L21	L9	V	stop screw	wrench size stop screw	kg
3867178	HSK63AHPVTTH12090M	12	24	32	—	90	64	—	36	10,00	TTSS10014M	5mm	0,91
3867179	HSK63AHPVTTH12120M	12	24	32	—	120	85	—	36	10,00	TTSS10014M	5mm	1,18
3867180	HSK63AHPVTTH12160M	12	24	32	36	160	63	125	36	10,00	TTSS10014M	5mm	1,47
3867181	HSK63AHPVTTH14090M	14	27	34	—	90	64	—	36	10,00	TTSS10014M	5mm	0,96
3867182	HSK63AHPVTTH14120M	14	27	34	—	120	85	—	36	10,00	TTSS10014M	5mm	1,25
3867193	HSK63AHPVTTH14160M	14	27	34	36	160	57	125	36	10,00	TTSS10014M	5mm	1,58
3867194	HSK63AHPVTTH16095M	16	27	34	—	95	69	—	39	10,00	TTSS12014M	6mm	0,97
3867195	HSK63AHPVTTH16120M	16	27	34	—	120	85	—	39	10,00	TTSS12014M	6mm	1,22
3867196	HSK63AHPVTTH16160M	16	27	34	39	160	57	125	39	10,00	TTSS12014M	6mm	1,56
3867197	HSK63AHPVTTH18095M	18	33	42	—	95	69	—	39	10,00	TTSS12014M	6mm	1,14
3867198	HSK63AHPVTTH18120M	18	33	42	—	120	85	—	39	10,00	TTSS12014M	6mm	1,45
3867199	HSK63AHPVTTH18160M	18	33	42	46	160	69	125	39	10,00	TTSS12014M	6mm	1,92
3867200	HSK63AHPVTTH20100M	20	33	42	—	100	74	—	41	10,00	TTSS16014M	8mm	1,16
3867201	HSK63AHPVTTH20120M	20	33	42	—	120	85	—	41	10,00	TTSS16014M	8mm	1,42
3867202	HSK63AHPVTTH20160M	20	33	42	46	160	69	125	41	10,00	TTSS16014M	8mm	1,89
3867206	HSK63AHPVTTH25115M	25	44	53	—	115	89	—	47	10,00	TTSS16014M	8mm	1,74
3867207	HSK63AHPVTTH25160M	25	44	53	—	160	134	—	47	10,00	TTSS16014M	8mm	2,49
3867208	HSK63AHPVTTH32120M	32	44	53	—	120	94	—	51	10,00	TTSS16014M	8mm	1,66
3867209	HSK63AHPVTTH32160M	32	44	53	—	160	134	—	51	10,00	TTSS16014M	8mm	2,32

(continued)

(TT HT HPV continued)

Cutting Tool Shank Requirements
inch (industry standard)

cutting tool shank diameter	tolerance
1/2, 9/16, & 5/8	.0000/-.0004
3/4, 7/8, 1, & 1-1/4	.0000/-.0005

HSK63A Shank Tools

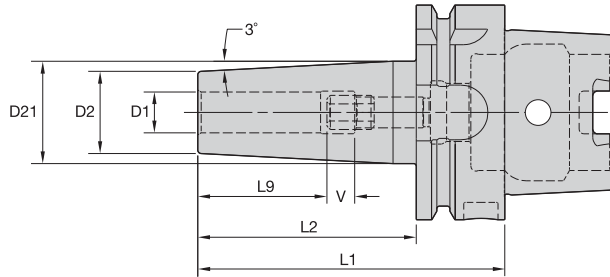
■ TT HT HPV IN-HSK Form A



order number	catalog number	D1	D2	D21	D22	L1	L2	L21	L9	V	stop screw	wrench size stop screw	lbs
3872700	HSK63AHPVTTHT050354	1/2	.94	1.26	—	3.54	2.52	—	1.42	.39	TTSS10014M	5mm	2.00
3872701	HSK63AHPVTTHT050472	1/2	.94	1.26	—	4.72	3.35	—	1.42	.39	TTSS10014M	5mm	2.59
3872702	HSK63AHPVTTHT050630	1/2	.94	1.26	1.43	6.30	2.48	4.92	1.42	.39	TTSS10014M	5mm	3.23
3872703	HSK63AHPVTTHT056354	9/16	1.06	1.33	—	3.54	2.52	—	1.42	.39	TTSS10014M	5mm	2.11
3872704	HSK63AHPVTTHT062374	5/8	1.06	1.33	—	3.74	2.72	—	1.54	.39	TTSS12014M	6mm	2.14
3872705	HSK63AHPVTTHT062472	5/8	1.06	1.33	—	4.72	3.35	—	1.54	.39	TTSS12014M	6mm	2.70
3872706	HSK63AHPVTTHT062630	5/8	1.06	1.33	1.52	6.30	2.24	4.92	1.54	.39	TTSS12014M	6mm	3.44
3872707	HSK63AHPVTTHT075394	3/4	1.30	1.65	—	3.94	2.92	—	1.61	.39	TTSS16014M	8mm	2.59
3872708	HSK63AHPVTTHT075630	3/4	1.30	1.65	1.80	6.30	2.72	4.92	1.61	.39	TTSS16014M	8mm	4.19
3872709	HSK63AHPVTTHT088394	7/8	1.30	1.65	—	3.94	2.92	—	1.61	.39	TTSS16014M	8mm	2.50
3872710	HSK63AHPVTTHT088630	7/8	1.30	1.65	1.80	6.30	2.72	4.92	1.61	.39	TTSS16014M	8mm	4.10
3872711	HSK63AHPVTTHT100453	1	1.73	2.07	—	4.53	3.51	—	1.85	.39	TTSS16014M	8mm	3.82
3872712	HSK63AHPVTTHT100630	1	1.73	2.07	—	6.30	5.28	—	1.85	.39	TTSS16014M	8mm	5.46
3872713	HSK63AHPVTTHT125472	1 1/4	1.73	2.07	—	4.72	3.70	—	2.01	.39	TTSS16014M	8mm	3.67
3872714	HSK63AHPVTTHT125630	1 1/4	1.73	2.07	—	6.30	5.28	—	2.01	.39	TTSS16014M	8mm	5.13

NOTE: Do not overheat. Overheating will destroy the accuracy and functionality of the toolholder.
 Shrink Fit technical section, see page M78.
 Supplied with stop screw.
 Adjusting stop screw gage, see page M81.
 Shrink Fit accessories, see pages L12–L13.
 Optional M6–1.0P x 5mm lg fine-balancing screw set (10 pieces) is available. Order number is MS1276PKG and must be ordered separately.
 HSK coolant unit and wrench are available and must be ordered separately, see page L44.

- Suitable for carbide and HSS cutting tools (requirements below).
- Die and mold.



Cutting Tool Shank Requirements
metric (ISO standard)

cutting tool shank diameter	tolerance	
5	h5	0,000/-0,005
6	h6	0,000/-0,008
8 & 10	h6	0,000/-0,009
12 & 16	h6	0,000/-0,011
20 & 25	h6	0,000/-0,013

ERICKSON™

■ TT MD MM-HSK Form A



order number	catalog number	D1	D2	D21	L1	L2	L9	V	stop screw	wrench size stop screw
1926291	HSK63ATTMD05080M	5	10	14,4	80	54	14	10	TTSS06014M	3mm
1926292	HSK63ATTMD06080M	6	12	16,4	80	54	26	10	TTSS05014M	2,5mm
1926293	HSK63ATTMD08080M	8	16	20,4	80	54	26	10	TTSS06014M	3mm
1926294	HSK63ATTMD10085M	10	20	24,9	85	59	31	10	TTSS08014M	4mm
1926295	HSK63ATTMD12090M	12	24	29,9	90	64	36	10	TTSS10014M	5mm
1926296	HSK63ATTMD16095M	16	28	33,9	95	69	39	10	TTSS12014M	6mm
1926297	HSK63ATTMD20100M	20	34	40,9	100	74	41	10	TTSS16014M	8mm
1926298	HSK63ATTMD25115M	25	39	46,9	115	89	47	10	TTSS16014M	8mm

NOTE: Do not overheat. Overheating will destroy the accuracy and functionality of the toolholder.
Shrink Fit technical section, see page M78.
Supplied with stop screw.
Adjusting stop screw gage, see page M81.
Shrink Fit accessories, see pages L12-L13.
HSK coolant unit and wrench are available and must be ordered separately; see page L44.



ERICKSON™

Superior Gripping

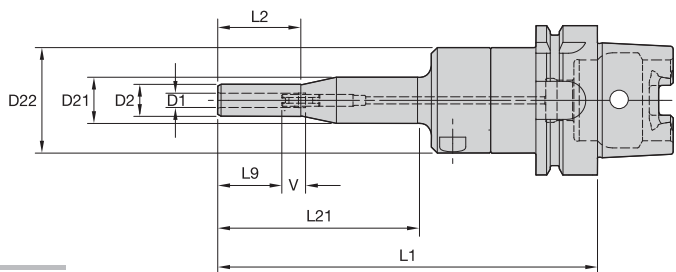
For bearing milling chucks when grip counts. ERICKSON — the industry name you can trust.

- Heavy and fine milling applications.
- Great accuracy $\leq 5\mu\text{m}$ (.0002") at 3 x D and best gripping system.
- Pre-balanced to high specifications.
- Versatile as a collet chuck with the use of reduction sleeves.

Visit www.kennametal.com or contact your local Authorized Kennametal Distributor.

www.kennametal.com





ERICKSON


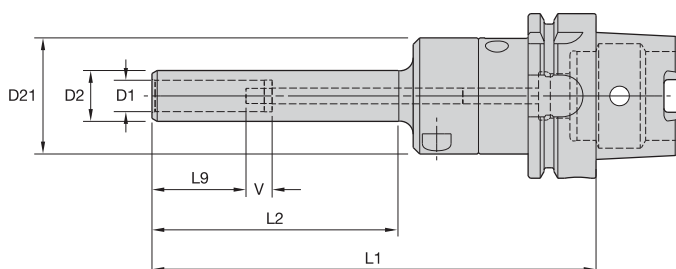
■ **HC Slim-T MM-HSK Form A**

order number	catalog number	D1	D2	D21	D22	L1	L2	L9	L21	V	kg
2639015	HSK63AHCSLT06160M	6	13,5	19,5	44	160	35	27	85	10	1,29
2868501	HSK63AHCSLT08160M	8	15,5	19,5	44	160	35	27	85	10	1,30
2638477	HSK63AHCSLT10160M	10	17,5	44,5	—	160	85	31	—	10	1,29

■ **Spare Parts**



catalog number	actuation wrench	wrench size actuation screw	length-adjustment wrench	wrench size stop screw
HSK63AHCSLT06160M	170.135	5mm	170.002	2,5mm
HSK63AHCSLT08160M	170.135	5mm	170.002	2,5mm
HSK63AHCSLT10160M	170.135	5mm	170.003	3mm



■ **HC Slim MM-HSK Form A**

order number	catalog number	D1	D2	D21	L1	L2	L9	V	kg
2458200	HSK63AHCSL12170M	12	19,5	44,5	170	95	36	10	1,33
2541833	HSK63AHCSL14170M	14	21,5	52,5	170	95	36	10	1,57
2458202	HSK63AHCSL16170M	16	23,5	52,5	170	95	39	10	1,59
2541834	HSK63AHCSL18170M	18	25,5	52,5	170	95	39	10	1,63
2458203	HSK63AHCSL20170M	20	27,5	52,5	170	95	41	10	1,67

(continued)

(HC Slim continued)

■ Spare Parts


catalog number	actuation wrench	wrench size actuation screw	length-adjustment wrench	wrench size stop screw
HSK63AHCSL12170M	170.135	5mm	170.002	2,5mm
HSK63AHCSL14170M	170.135	5mm	170.002	2,5mm
HSK63AHCSL16170M	170.135	5mm	170.002	2,5mm
HSK63AHCSL18170M	170.135	5mm	170.002	2,5mm
HSK63AHCSL20170M	170.135	5mm	170.002	2,5mm

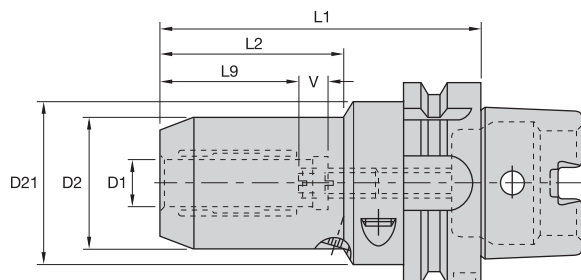
■ HC Slim IN-HSK Form A

order number	catalog number	D1	D2	D21	L1	L2	L9	V	lbs
2508159	HSK63AHCSL050669	1/2	.81	2.07	6.69	3.74	1.42	.39	3.42
2508160	HSK63AHCSL075669	3/4	1.06	2.07	6.69	3.74	1.61	.39	3.68

■ Spare Parts


catalog number	actuation wrench	wrench size actuation screw	length-adjustment wrench	wrench size stop screw
HSK63AHCSL050669	170.135	5mm	170.002	2,5mm
HSK63AHCSL075669	170.135	5mm	170.002	2,5mm

NOTE: Do not overtighten actuation screw. Tighten by hand until stop is felt.
 Hydraulic chuck technical section, see page M84.
 Supplied with stop screw.
 Actuation wrenches must be ordered separately.
 Reduction sleeves are available and must be ordered separately; see page J2.
 HSK coolant unit and wrench are available and must be ordered separately; see page L44.
 Unable to use SEFAS™ chamfering rings on these adapters.



HSK63A Shank Tools

ERICKSON

■ HC MM-HSK Form A



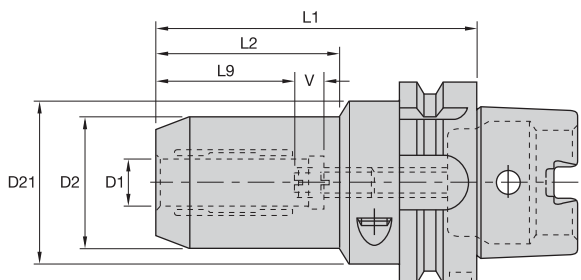
order number	catalog number	D1	D2	D21	L1	L2	L9	V	actuation wrench	wrench size actuation screw	length-adjustment wrench	wrench size stop screw	kg
1245440	HSK63AHC06080M	6	25,7	50	80	33	27	10	170.135	5mm	170.002	2,5mm	1,00
1245441	HSK63AHC08080M	8	27,7	50	80	34	27	10	170.135	5mm	170.002	2,5mm	1,10
1245477	HSK63AHC10085M	10	29,7	50	85	39	31	10	170.135	5mm	170.002	2,5mm	1,10
1245478	HSK63AHC12090M	12	31,6	50	90	45	36	10	170.135	5mm	170.002	2,5mm	2,00
1245479	HSK63AHC14090M	14	33,6	50	90	46	36	10	170.135	5mm	170.003	3mm	2,00
1245480	HSK63AHC16095M	16	37,6	50	95	52	39	10	170.135	5mm	170.003	3mm	2,00
1245481	HSK63AHC18095M	18	39,6	50	95	52	39	10	170.135	5mm	170.003	3mm	2,10
1191019	HSK63AHC20100M	20	41,6	50	100	58	41	10	170.135	5mm	170.003	3mm	2,10
1245482	HSK63AHC25120M	25	49,8	63	120	51	47	10	170.136	6mm	170.004	4mm	2,30
1192226	HSK63AHC32125M	32	59,8	63	125	59	51	10	170.136	6mm	170.004	4mm	2,26

■ HC IN-HSK Form A



order number	catalog number	D1	D2	D21	L1	L2	L9	V	actuation wrench	wrench size actuation screw	length-adjustment wrench	wrench size stop screw	lbs
1246521	HSK63AHC025325	1/4	1.01	1.97	3.25	1.30	1.06	-	170.135	5mm	170.002	2,5mm	2.20
1246525	HSK63AHC038338	3/8	1.17	1.97	3.38	1.54	1.22	-	170.135	5mm	170.002	2,5mm	2.40
1246528	HSK63AHC050350	1/2	1.24	1.97	3.50	1.75	1.42	-	170.135	5mm	170.002	2,5mm	4.40
1246532	HSK63AHC062375	5/8	1.48	1.97	3.75	2.03	1.54	-	170.135	5mm	170.003	3mm	4.40
1246534	HSK63AHC075400	3/4	1.64	1.97	4.00	2.28	1.61	-	170.135	5mm	170.003	3mm	4.60
1246536	HSK63AHC100475	1	1.97	2.48	4.75	2.01	1.81	-	170.136	6mm	170.004	4mm	5.10
1246540	HSK63AHC125500	1 1/4	2.35	2.48	5.00	2.32	1.97	-	170.136	6mm	170.004	4mm	5.30

NOTE: Do not overtorque actuation screw. Tighten by hand until stop is felt.
Hydraulic chuck technical section, see page M84.
Wrenches must be ordered separately.
Supplied with stop screw.
Reduction sleeves are available and must be ordered separately; see page J2.
HSK coolant unit and wrench are available and must be ordered separately; see page L44.



HSK63A Shank Tools

ERICKSON

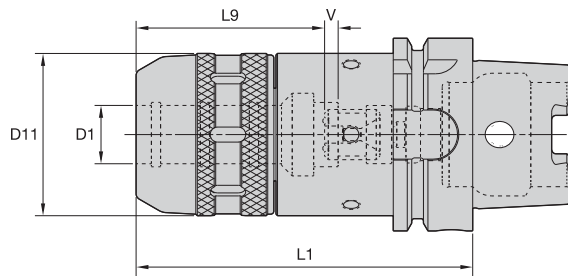
■ HC Trend MM-HSK Form A



order number	catalog number	D1	D2	D21	L1	L2	L9	V	actuation wrench	wrench size actuation screw	wrench size stop screw	kg
1724543	HSK63AHCT06080M	6	25,7	50	80	33	27	10	170.135	5mm	3mm	1,01
1724615	HSK63AHCT06150M	6	25,7	50	150	105	27	10	170.135	5mm	3mm	1,27
1724544	HSK63AHCT08080M	8	27,7	50	80	34	27	10	170.135	5mm	3mm	1,03
1724657	HSK63AHCT08150M	8	27,7	50	150	105	27	10	170.135	5mm	3mm	1,33
1724545	HSK63AHCT10085M	10	29,7	50	85	39	31	10	170.135	5mm	3mm	1,07
1724658	HSK63AHCT10150M	10	29,7	50	150	105	31	10	170.135	5mm	3mm	1,40
1724546	HSK63AHCT12090M	12	31,6	50	90	45	36	10	170.135	5mm	3mm	1,10
1724660	HSK63AHCT12150M	12	31,6	50	150	105	36	10	170.135	5mm	3mm	1,46
1724547	HSK63AHCT14090M	14	33,6	50	90	46	36	10	170.135	5mm	5mm	1,12
1724761	HSK63AHCT14150M	14	33,6	50	150	105	36	10	170.135	5mm	5mm	1,51
1724548	HSK63AHCT16095M	16	37,6	50	95	52	39	10	170.135	5mm	5mm	1,22
1724763	HSK63AHCT16150M	16	37,6	50	150	105	39	10	170.135	5mm	5mm	1,68
1724550	HSK63AHCT18095M	18	39,6	50	95	52	39	10	170.135	5mm	5mm	1,25
1724764	HSK63AHCT18150M	18	39,6	50	150	105	39	10	170.135	5mm	5mm	1,76
1724611	HSK63AHCT20100M	20	41,6	50	100	58	41	10	170.135	5mm	5mm	1,32
1724765	HSK63AHCT20150M	20	41,6	50	150	105	41	10	170.135	5mm	5mm	1,84
1724612	HSK63AHCT25120M	25	49,8	63	120	51	47	10	170.136	6mm	5mm	2,00
1724613	HSK63AHCT32125M	32	59,8	63	125	59	51	10	170.136	6mm	5mm	2,59

NOTE: Do not overtorque actuation screw. Tighten by hand until stop is felt.
 Hydraulic chuck technical section, see page M84.
 Wrenches must be ordered separately.
 Supplied with stop screw.
 Reduction sleeves are available and must be ordered separately; see page J2.
 HSK coolant unit and wrench are available and must be ordered separately; see page L44.

- Balanceable — fine tune with set screws.
- Heavy and fine capabilities.



HSK63A Shank Tools

ERICKSON

■ HPMC MM-HSK Form A

order number	catalog number	D1	D11	L1	L9	V	locknut wrench	stop screw	wrench size stop screw	kg
3100547	HSK63AHPMC20110M	20	53	110	56	10	PSW52M	MCSS16018M	2,5mm & 5mm	1,77
3100548	HSK63AHPMC32120M	32	70	120	66	10	PSW68M	MCSS16018M	2,5mm & 5mm	2,61

■ HPMC IN-HSK Form A

order number	catalog number	D1	D11	L1	L9	V	locknut wrench	stop screw	wrench size stop screw	lbs
3100544	HSK63AHPMC075433	3/4	2.09	4.33	2.20	.39	PSW52M	MCSS16018M	2,5mm & 5mm	3.90
3100545	HSK63AHPMC100472	1	2.40	4.72	2.60	.39	PSW58M	MCSS16018M	2,5mm & 5mm	5.30
3100546	HSK63AHPMC125472	1 1/4	2.76	4.72	2.56	.39	PSW68M	MCSS16018M	2,5mm & 5mm	5.70

NOTE: Milling chuck technical section, see page M88.

Supplied with locknut and stop screw.

Locknut wrench not included.

Optional M6-1,0P fine-balancing screw set is available (order number HPMCBALSCREWSET) and must be ordered separately; see page L14.

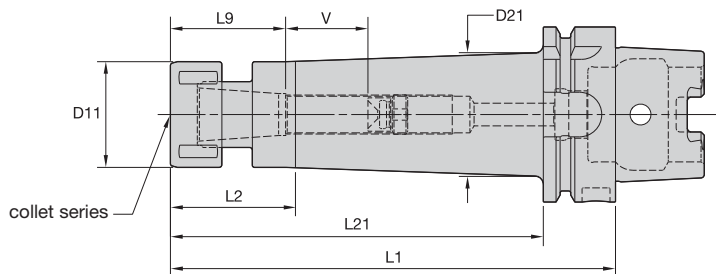
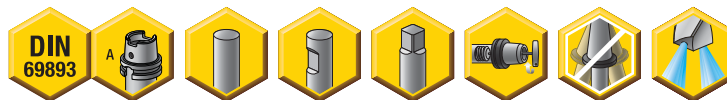
Reduction sleeves are available and must be ordered separately; see page J6.

HSK coolant unit and wrench are available and must be ordered separately; see page L44.

Heavy milling with locknut tightened to face stop.

Fine milling with locknut tightened to face stop then back off a 1/2 turn.

- Tremendous Grip (3:1 advantage).



HSK63A Shank Tools

TG collet series	Collet Capacity			
	mm		inch	
	min	max	min	max
TG50	1,1	13,5	1/32	17/32
TG75	2,6	20,0	3/64	3/4
TG100	2,6	25,5	5/64	1

ERICKSON

■ TG Round-HSK Form A



order number	catalog number	collet series	D11	D21	L1	L2	L21	L9	V	locknut	wrench	Nm	stop screw	wrench size stop screw	stop screw cone cap	kg
1119347	HSK63ATG050100M	TG50	38	—	100	74	—	42	12	LNA050M	HSW34M	68	SS056041G	4mm & 5/32	SSCC056	1,14
1086567	HSK63ATG050160M	TG50	38	44,5	160	41	134	42	58	LNA050M	HSW34M	68	SS056041G	4mm & 5/32	SSCC056	1,75
1086568	HSK63ATG075115M	TG75	50	—	115	89	—	54	13	LNA075M	HSW45M	136	SS081041G	4mm & 5/32	SSCC081	1,65
1086559	HSK63ATG100135M	TG100	60	—	135	109	—	70	12	LNA100M	HSW58M	203	SS112041G	4mm & 5/32	SSCC112	2,05

NOTE: Collet must be loaded into locknut first. Before loading into the chuck body, insert the cutting tool, then tighten to the recommended tightening torque.

Collet chuck technical section, see page M98.

Supplied with locknut and stop screw.

Locknut wrench must be ordered separately.

Interchangeable locknuts, coolant-style locknuts, and coolant disks are available and must be ordered separately; see pages L16–L17.

Stop screw coolant caps are available and must be ordered separately; see pages L34–L35.

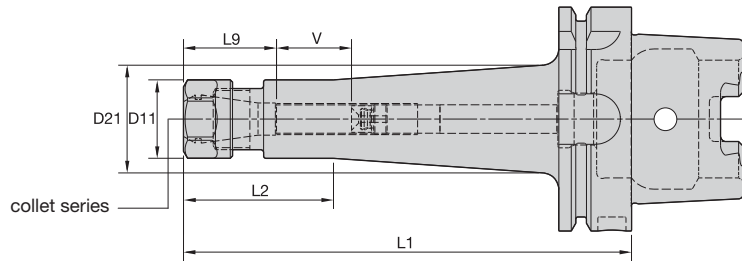

Balanceable/interchangeable locknuts are available and must be ordered separately; see page L16.

TG standard straight-bore collets, see page J10.

TG tap collets, see page J10.

HSK coolant unit and wrench are available and must be ordered separately; see page L44.

- Grip (2:1 advantage).



HSK63A Shank Tools

ER collet series	mm		inch	
	min	max	min	max
ER16	0,5	10,0	.02	.41
ER20	0,5	13,0	.02	.50
ER25	1,0	16,0	.04	.63
ER32	2,0	20,0	.08	.81
ER40	3,0	26,0	.12	1.00

ERICKSON™

ER Hex-HSK Form A

order number	catalog number	collet series	D11	D21	L1	L2	L9	V	kg
1086425	HSK63AER16100M	ER16	28	—	100	74	32	24	0,90
1086426	HSK63AER16160M	ER16	28	45	160	85	32	48	1,32
1086427	HSK63AER20100M	ER20	34	—	100	68	36	17	1,03

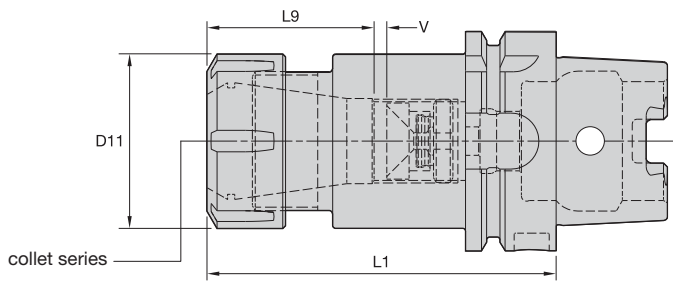
Spare Parts



catalog number	locknut	wrench	counterbore collet torque (Nm)	straight collet torque (Nm)	stop screw	wrench size stop screw	stop screw cone cap
HSK63AER16100M	LNHSER16M	OEW25M	40	56	SS044038G	4mm & 5/32	S SCC044
HSK63AER16160M	LNHSER16M	OEW25M	40	56	SS044038G	4mm & 5/32	S SCC044
HSK63AER20100M	LNHSER20M	OEW30M	32	80	SS056041G	4mm & 5/32	S SCC056

(continued)

(ER continued)



HSK63A Shank Tools

ER Round-HSK Form A

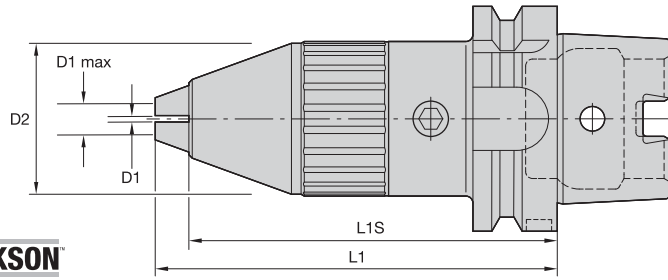
order number	catalog number	collet series	D11	L1	L9	V	kg
1086855	HSK63AER25100M	ER25	42	100	40	12	1,18
1086566	HSK63AER32100M	ER32	50	100	45	4	1,37
1086856	HSK63AER40120M	ER40	63	120	54	15	1,80

Spare Parts



catalog number	locknut	wrench	Nm	stop screw	wrench size stop screw	stop screw cone cap
HSK63AER25100M	LNSER25M	ER25WM	104	SS075041G	4mm & 5/32	SSCC075
HSK63AER32100M	LNSER32M	ER32WM	136	SS094041G	4mm & 5/32	SSCC094
HSK63AER40120M	LNSER40M	ER40WM	176	SS112041G	4mm & 5/32	SSCC112

NOTE: Collet must be loaded into locknut first. Before loading into the chuck body, insert the cutting tool, then tighten to the recommended tightening torque.
 Collet chuck technical section, see page M98.
 Supplied with locknut and stop screw.
 Locknut wrench must be ordered separately.
 ER standard straight-bore collets, see page J50.
 ER tap collets, see pages J58–J59.
 ER TCT tension-only tap collets, see page J60.
 HSK coolant unit and wrench are available and must be ordered separately; see page L44.

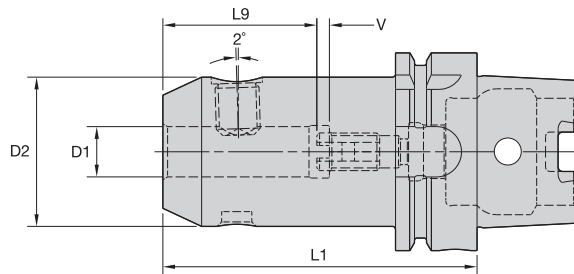


ERICKSON™

■ DC-HSK Form A

order number	catalog number	D1		D1 max		D2	L1	L1S
		mm	in	mm	in			
2636451	HSK63ADC13117M	0,5	.020	13,0	.512	50	126	117
2636452	HSK63ADC16117M	3,0	.118	16,0	.630	52	127	117

NOTE: Tighten to the recommended tightening torque.
4mm locking wrench must be ordered separately; order number 170.304.
HSK coolant unit and wrench are available and must be ordered separately; see page L44.

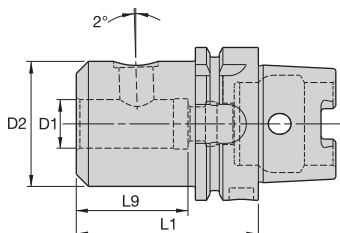


ERICKSON™

■ WN MM-HSK Form A

order number	catalog number	D1	D2	L1	L9	V	lock screw	wrench size clamp screw	Nm	stop screw	wrench size stop screw	kg
1126151	HSK63AWN08080M	8	28	80	30	10	SS03M014	4mm	15	571.067	3mm	0,86
1126161	HSK63AWN10080M	10	35	80	35	7	SS03M018	5mm	25	571.068	4mm	1,00
1126168	HSK63AWN12090M	12	42	90	40	7	SS03M023	6mm	35	571.074	5mm	1,23
1126178	HSK63AWN14090M	14	44	90	40	8	SS03M023	6mm	35	571.074	5mm	1,28
1126187	HSK63AWN16100M	16	48	100	43	10	SS03M025	6mm	50	571.069	6mm	1,53
1130396	HSK63AWN18100M	18	50	100	43	10	SS03M025	6mm	50	571.069	6mm	1,59
1126205	HSK63AWN20100M	20	52	100	45	8	SS03M026	8mm	95	571.076	6mm	1,65
1126220	HSK63AWN25110M	25	65	110	50	9	SS03M027	10mm	135	571.077	6mm	2,31
1126230	HSK63AWN32110M	32	72	110	54	9	SS03M029	10mm	160	571.077	6mm	2,55

NOTE: Do not overtighten clamp screw; use torque recommendations above.
Supplied with clamp screw and stop screw.
Clamp screw or stop screw wrenches not included.
HSK coolant unit and wrench are available and must be ordered separately; see page L44.



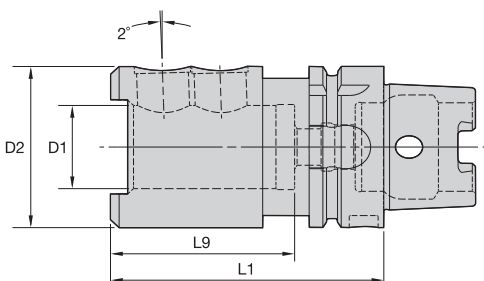
HSK63A Shank Tools

ERICKSON

■ SWN MM-HSK Form A



order number	catalog number	D1	D2	L1	L9	lock screw	wrench size lock screw	Nm	kg
1254119	HSK63ASWN20075M	20	50	75	48	SS03M026	8mm	95	3,00
1254120	HSK63ASWN25080M	25	55	80	48	SS03M023	6mm	35	2,90

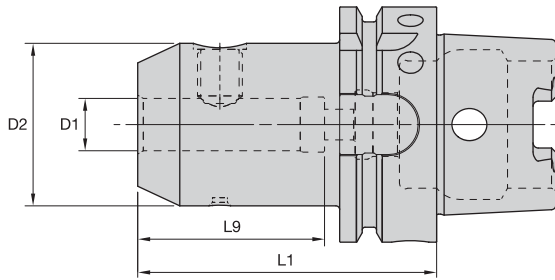


■ SWN MM • With Drive • HSK Form A



order number	catalog number	D1	D2	L1	L9	lock screw	wrench size lock screw	Nm	kg
1254121	HSK63ASWN32090M	32	62	90	66	SS03M023	6mm	35	1,67

NOTE: Do not overtighten lock screw; use torque recommendations above.
 Supplied with lock screw.
 Lock screw wrenches not included.
 HSK coolant unit and wrench are available and must be ordered separately; see page L44.

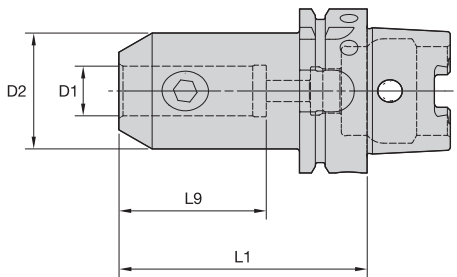


ERICKSON™

■ EM MM-HSK Form A



order number	catalog number	D1	D2	L1	L9	lock screw	wrench size clamp screw	Nm	kg
1125914	HSK63AEM06065M	6	25	65	43	SS03M012	3mm	7	0,76
1125924	HSK63AEM08065M	8	28	65	40	SS03M014	4mm	15	0,79
1125931	HSK63AEM10065M	10	35	65	41	SS03M018	5mm	25	0,88
1125940	HSK63AEM12080M	12	42	80	50	SS03M023	6mm	35	1,13
1125951	HSK63AEM14080M	14	44	80	50	SS03M023	6mm	35	1,17
1125958	HSK63AEM16080M	16	48	80	53	SS03M025	6mm	50	1,26
1125987	HSK63AEM18080M	18	50	80	53	SS03M025	6mm	50	1,30
1125997	HSK63AEM20080M	20	52	80	55	SS03M026	8mm	95	1,33
1126005	HSK63AEM25110M	25	65	110	60	SS03M027	10mm	135	2,30
1126012	HSK63AEM32110M	32	72	110	65	SS03M029	10mm	160	2,52



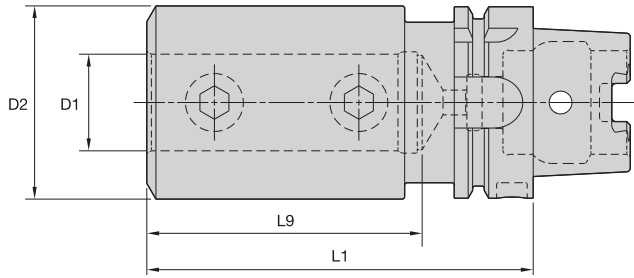
■ EM IN-HSK Form A



order number	catalog number	D1	D2	L1	L9	lock screw	wrench size clamp screw	ft. lbs.	lbs
1015191	HSK63AEM025300	1/4	1.00	3.00	2.14	ELS025025PKG	1/8	8	1.79
1015192	HSK63AEM038300	3/8	1.00	3.00	1.73	ELS038031PKG	3/16	15	1.76
1015193	HSK63AEM050300	1/2	1.38	3.00	1.97	ELS044038PKG	7/32	20	2.05
1015224	HSK63AEM062375	5/8	1.63	3.75	2.09	ELS056050PKG	1/4	40	2.71
1015225	HSK63AEM075375	3/4	1.75	3.75	2.22	ELS062050PKG	5/16	70	2.85
1015226	HSK63AEM100375	1	2.00	3.75	2.46	ELS075056PKG	3/8	110	3.12
1015227	HSK63AEM125425	1 1/4	2.50	4.25	2.51	ELS075062PKG	3/8	110	4.51

NOTE: Do not overtighten clamp screw; use torque recommendations above.
 Supplied with clamp screw.
 Clamp screw wrench not included.
 HSK coolant unit and wrench are available and must be ordered separately, see page L44.

- For drill with flats.



HSK63A Shank Tools

ERICKSON

■ SSF IN-HSK Form A



order number	catalog number	D1	D2	L1	L9	lock screw	wrench size lock screw	ft. lbs.	lbs
1808884	HSK63ASSF125500	1 1/4	2.50	5.00	3.50	ELS075056PKG	3/8	110	4.99
1809016	HSK63ASSF150550	1 1/2	2.75	5.50	4.00	ELS075056PKG	3/8	110	5.99

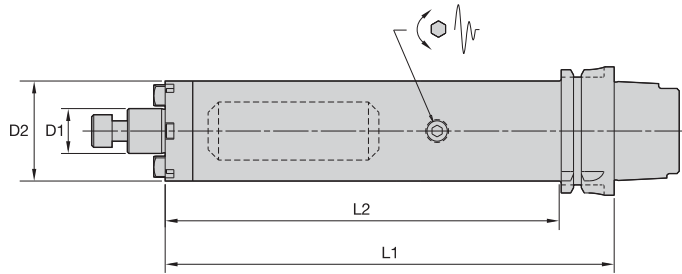
NOTE: Do not overtighten lock screw; use torque recommendations above.
 Supplied with lock screw.
 Lock screw wrenches not included.
 HSK coolant unit and wrench are available and must be ordered separately; see page L44.

HSK63A Shank Tools

Tunable Shell Mill Adapters with Through Coolant



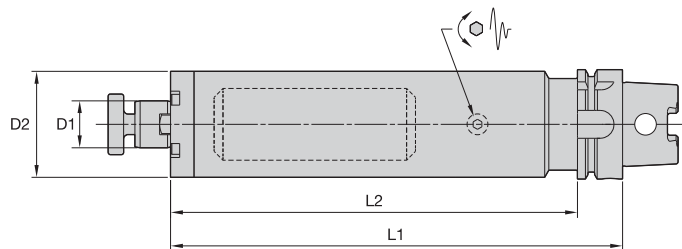
HSK63A Shank Tools



ERICKSON

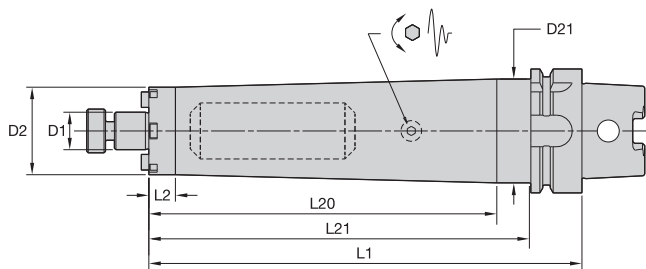
■ SMC TD Cap MM-HSK Form A

order number	catalog number	D1	D2	L1	L2	lock screw	drive key	wrench size lock screw	kg
4136192	HSK63ATDSMC22220M	22	49	220	194	MS1234	KDK22M	8mm	3,34



■ SMC TD Lock MM-HSK Form A

order number	catalog number	D1	D2	L1	L2	lock screw	drive key	wrench size lock screw	kg
4135978	HSK63ATDSMC27260M	27	61	260	234	KLSS27M	—	10mm	5,59

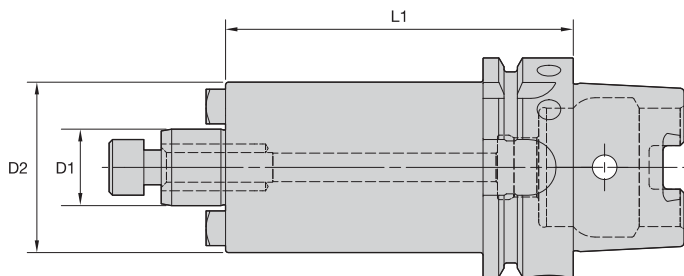


■ SMC TD Lock IN-HSK Form A

order number	catalog number	D1	D2	D21	L1	L2	L20	L21	lock screw	drive key	wrench size lock screw	lbs
4135979	HSK63ATDSMC0750866	3/4	1.75	2.08	8.66	.53	6.96	7.64	KLS07	KDK05	1/4	7.28
4135980	HSK63ATDSMC1001050	1	2.19	—	10.50	9.48	—	—	KLS10	KDK06	5/16	11.06



NOTE: Do not overtighten lock screw.
 Supplied with lock screw and drive keys.
 Interchangeable coolant-style lock screws are available and must be ordered separately; see page L38.
 Lock screw wrench not included.
 For HSK coolant unit and wrench, see page L44.



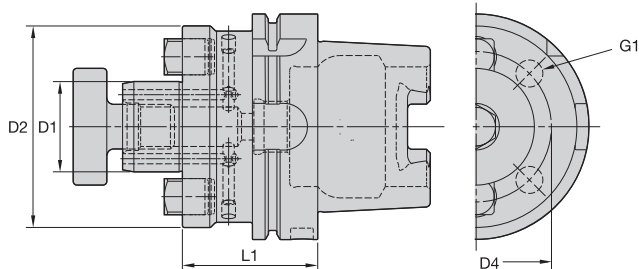
HSK63A Shank Tools

ERICKSON

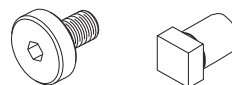
■ SMC Cap MM-HSK Form A



order number	catalog number	D1	D2	L1	lock screw	drive key	wrench size lock screw	kg
3872682	HSK63ASM2C16050M	16	38	50	MS1294	KDK16M	6mm	0,88
3872681	HSK63ASMC16050M	16	44	50	MS1294	KDK16M	6mm	0,95
3872684	HSK63ASM2C22050M	22	42	50	MS1234	—	8mm	0,96
3872683	HSK63ASMC22050M	22	49	50	MS1234	KDK22M	8mm	1,05
3872685	HSK63ASMC22100M	22	49	100	MS1234	KDK22M	8mm	1,77
3872686	HSK63ASMC22160M	22	49	160	MS1234	KDK22M	8mm	2,63



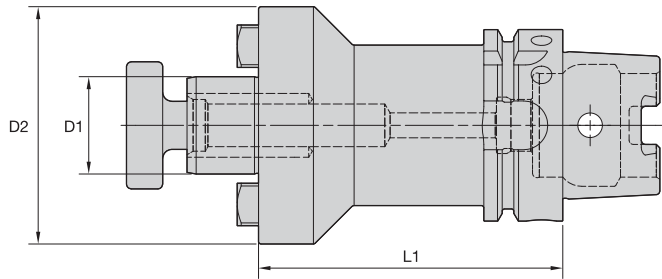
■ SMC Lock MM-HSK Form A



order number	catalog number	D1	D2	D4	G1	L1	lock screw	drive key	wrench size lock screw	kg
3872687	HSK63ASMC27060M	27	60	—	—	60	KLSS27M	KDK27M	10mm	1,42
3872688	HSK63ASMC27100M	27	60	—	—	100	KLSS27M	KDK27M	10mm	2,11
3872689	HSK63ASMC27160M	27	60	—	—	160	KLSS27M	KDK27M	10mm	3,11
3872690	HSK63ASMC32060M	32	78	—	—	60	KLSS32M	KDK32M	14mm	1,77
3872691	HSK63ASMC32100M	32	78	—	—	100	KLSS32M	KDK32M	14mm	2,59
3872692	HSK63ASMC32160M	32	78	—	—	160	KLSS32M	KDK32M	14mm	3,59
3872693	HSK63ASMC40060M	40	89	67	M12X1.75	60	KLSS40M	KDK40M	17mm	2,14
3872694	HSK63ASMC40100M	40	89	67	M12X1.75	100	KLSS40M	KDK40M	17mm	3,18
3872695	HSK63ASMC40160M	40	89	67	M12X1.75	160	KLSS40M	KDK40M	17mm	4,19

(continued)

(SMC continued)



HSK63A Shank Tools

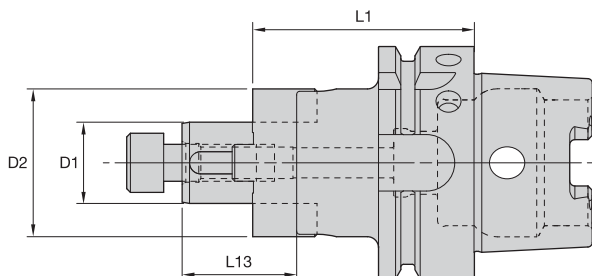
■ SMC Lock IN-HSK Form A



order number	catalog number	D1	D2	L1	lock screw	drive key	wrench size lock screw	lbs
3762410	HSK63ASM2C050200	1/2	1.20	2	KLS05	KDK04	3/16	1.76
3762409	HSK63ASMC050200	1/2	1.44	2	KLS05	KDK04	3/16	1.89
3762412	HSK63ASM2C075200	3/4	1.46	2	KLS07	—	1/4	1.97
3762411	HSK63ASMC075200	3/4	1.75	2	KLS07	KDK05	1/4	2.17
3762414	HSK63ASM2C100225	1	2.19	2	KLS10	KDK06	5/16	2.83
3762413	HSK63ASMC100225	1	2.75	2	KLS10	KDK06	5/16	3.11
3762415	HSK63ASMC125225	1 1/4	2.88	2	KLS12	KDK08	5/16	3.40
3762416	HSK63ASMC150225	1 1/2	3.81	2	KLS15	KDK10	3/8	4.59

NOTE: Do not overtighten lock screw.
 Supplied with lock screw and drive keys.
 Interchangeable coolant-style lock screws are available and must be ordered separately; see page L38.
 Lock screw wrench not included.
 For HSK coolant unit and wrench, see page L44.

- Through-the-toolholder coolant capability.



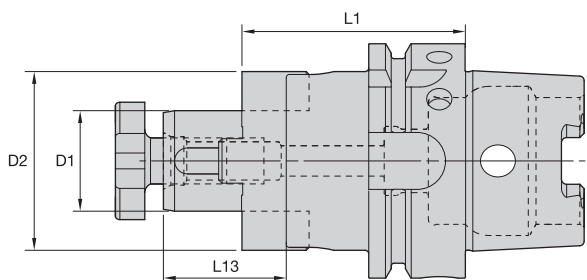
HSK63A Shank Tools

ERICKSON

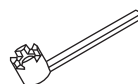
■ CS MM-HSK Form A



order number	catalog number	D1	D2	L1	L13	lock screw	wrench size lock screw	combi driver ring	combi drive key	kg
1126799	HSK63ACS16060M	16	32	60	27	MS1294	6mm	CDR16M	CDK16M	0,88
1126808	HSK63ACS22060M	22	40	60	31	MS1234	8mm	CDR22M	CDK22M	1,03

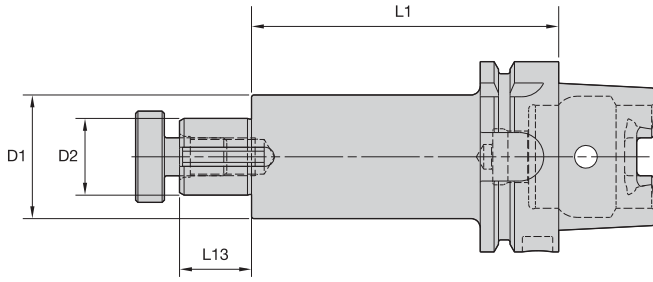


■ CS Lock MM-HSK Form A



order number	catalog number	D1	D2	L1	L13	lock screw	locknut wrench	combi driver ring	combi drive key	kg
1126816	HSK63ACS27060M	27	48	60	33	KLS27M	SMW27M	CDR27M	CDK27M	1,23
1126823	HSK63ACS32060M	32	58	60	38	KLS32M	SMW32M	CDR32M	CDK32M	1,48
1126829	HSK63ACS40070M	40	70	70	41	KLS40M	SMW40M	CDR40M	CDK40M	2,08

NOTE: Do not overtighten lock screw.
 Supplied with lock screw, drive ring, and drive keys.
 Lock screw wrench not included.
 For HSK coolant unit and wrench, see page L44.



HSK63A Shank Tools


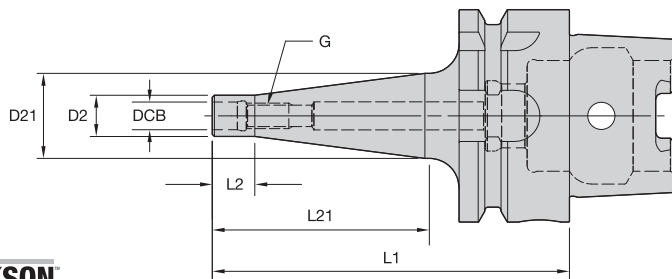
ERICKSON

■ SA IN-HSK Form A



order number	catalog number	D1	D2	L1	L13	lock screw	wrench size lock screw	drive key	lbs
1307823	HSK63ASA062400	5/8	1.25	4.00	.78	KLS07	1/4	DWG SDK062088	2.22
1307824	HSK63ASA100400	1	1.61	4.00	.94	KLS10	5/16	DWG SDK100106	3.09
1307825	HSK63ASA125400	1 1/4	1.86	4.00	1.09	KLS12	5/16	DWG SDK125119	3.97

NOTE: Do not overtighten lock screw.
Supplied with lock screw and drive key.
Lock screw wrench not included.
For HSK coolant unit and wrench, see page L44.



HSK63A Shank Tools

ERICKSON

■ ST-HSK Form A

order number	catalog number	DCB	G	D2	D21	L1	L2	L21	kg
4061564	HSK63AST06059M	6,5	M6	10	10	59	10	25	0,65
4061565	HSK63AST06084M	6,5	M6	10	20	84	10	50	0,71
4061566	HSK63AST06109M	6,5	M6	10	23	109	10	75	0,77
4061567	HSK63AST08059M	8,5	M8	13	15	59	10	25	0,66
4061568	HSK63AST08084M	8,5	M8	13	23	84	10	50	0,74
4061569	HSK63AST08109M	8,5	M8	13	23	109	10	75	0,78
4061570	HSK63AST08134M	8,5	M8	13	25	134	10	100	0,85
4061571	HSK63AST10059M	10,5	M10	18	20	59	10	25	0,70
4061572	HSK63AST10084M	10,5	M10	18	25	84	10	50	0,78
4061573	HSK63AST10109M	10,5	M10	18	28	109	10	75	0,88
4061574	HSK63AST10134M	10,5	M10	18	30	134	10	100	1,00
4061575	HSK63AST12059M	12,5	M12	21	24	59	10	25	0,72
4061576	HSK63AST12084M	12,5	M12	21	24	84	10	50	0,78
4061577	HSK63AST12109M	12,5	M12	21	31	109	10	75	0,95
4061578	HSK63AST12134M	12,5	M12	21	31	134	10	100	1,05
4061579	HSK63AST16059M	17,0	M16	29	34	59	10	25	0,79
4061580	HSK63AST16084M	17,0	M16	29	34	84	10	50	0,94
4061581	HSK63AST16109M	17,0	M16	29	34	109	10	75	1,09
4061582	HSK63AST16134M	17,0	M16	29	39	134	10	100	1,35

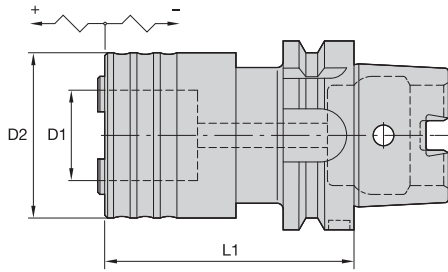
NOTE: HSK coolant unit and wrench are available and must be ordered separately; see page L44.
For technical information, see pages M96–M97.

HSK63A Shank Tools

Tap Chucks RC Tension and Compression • Morse Taper Adapters



- Rapid Change style.



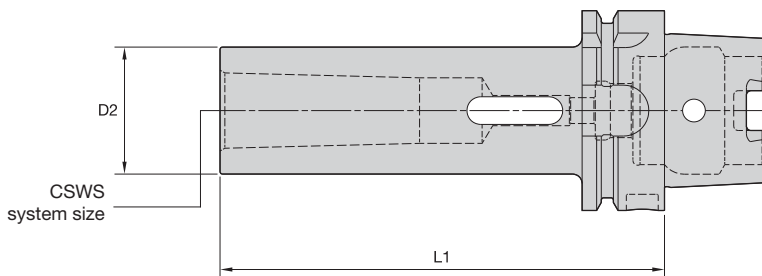
ERICKSON™

■ RC-HSK Form A

order number	catalog number	adapter size	tap size		D1	D2	L1	tension	compression	kg
			mm	in						
1520637	HSK63ACHRC1105M	1	M1.0 - M14	#0 - 9/16	19	39	105	7,5	7,5	1,30
1520639	HSK63ACHRC2140M	2	M4.5 - M24	5/16 - 7/8	31	60	140	10,0	10,0	2,20
1520641	HSK63ACHRC3203M	3	M14.0 - M36	13/16 - 1 3/8	48	86	203	17,5	17,5	4,90

NOTE: Quick-change tap adapters are available and must be ordered separately; see page J76.
 HSK coolant unit and wrench are available and must be ordered separately; see page L44.
 For HSK adapters to DIN 69893-1.
 Form A or Form C (coolant pipe must be removed).

- Balanced by design.



ERICKSON™

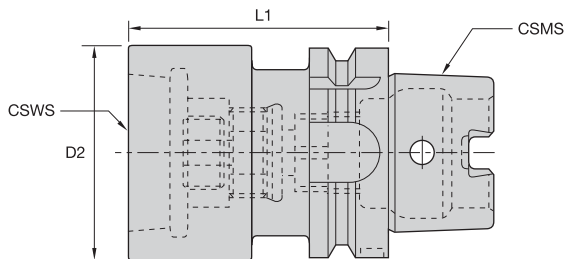
■ MT-HSK Form A

order number	catalog number	CSWS system size	D2	L1	kg
1125543	HSK63AMT1100M	1	25	100	0,72
1127318	HSK63AMT2120M	2	32	120	0,94
1152347	HSK63AMT3140M	3	40	140	1,29
1230360	HSK63AMT4160M	4	48	160	1,72

NOTE: HSK coolant unit and wrench are available and must be ordered separately; see page L44.

HSK63A Shank Tools

- Differential connector included.



HSK63A Shank Tools

ERICKSON

■ HSK Form A to KR Adapters • Metric



order number	catalog number	CSMS system size	CSWS system size	D2	L1	differential connector	kg	reference head
1153403	HSK63AKR32075M	HSK63A	KR32	50	75	KRDCKR32M	1,20	SVS00B,0B,1B,2B,3B,SVUBB1,BB2
1153604	HSK63AKR50080M	HSK63A	KR50	65	80	KRDCKR50M	1,60	SVS4B,5B,SVU65,SVUBB2

■ HSK Form A to KR Adapters • Inch



order number	catalog number	CSMS system size	CSWS system size	D2	L1	differential connector	lbs	reference head
1153403	HSK63AKR32075M	HSK63A	KR32	1.96	2.953	KRDCKR32M	2.64	SVS00B,0B,1B,2B,3B,SVUBB1,BB2
1153604	HSK63AKR50080M	HSK63A	KR50	2.56	3.150	KRDCKR50M	3.52	SVS4B,5B,SVU65,SVUBB2

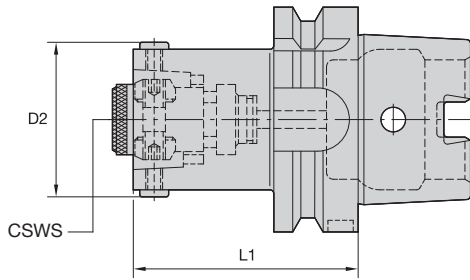
NOTE: Plug may need to be removed to access the differential screw drive through the HSK taper.
 HSK coolant unit and wrench are available and must be ordered separately; see page L44.

HSK63A Shank Tools

Modular Adapters • KM™ Modular Adapters



HSK63A Shank Tools

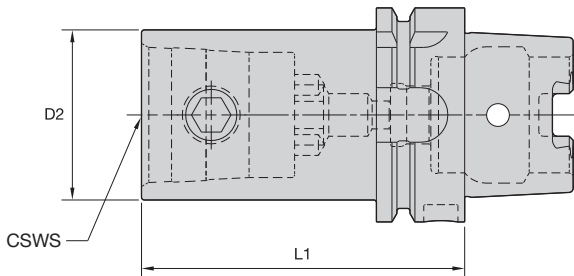


ERICKSON™

■ HSK-HSK Form A

order number	catalog number	CSWS system size	D2	L1	wrench size actuation screw	Nm	kg
1520609	HSK63AHSK32070M	HSK32	37	70	3mm	6	1,00
1189415	HSK63AHSK40080M	HSK40	45	80	3mm	8	1,10
1520612	HSK63AHSK50080M	HSK50	55	80	4mm	15	1,20
1188038	HSK63AHSK63080M	HSK63	70	80	5mm	20	1,60
1188027	HSK63AHSK63120M	HSK63	70	120	5mm	20	2,40

NOTE: Do not overtorque actuation screw; use torque recommendations above.
 Supplied with actuation mechanism and sealing ring.
 HSK coolant unit and wrench are available and must be ordered separately; see page L44.



ERICKSON™

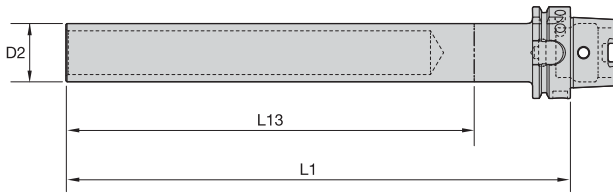
■ KM-HSK Form A



order number	catalog number	CSWS system size	D2	L1	KM spare parts package	wrench size actuation screw	Nm	kg
1307929	HSK63AKM32070M	KM32	32	70	KM32PKG3S	5mm	8-11	0,87
1151763	HSK63AKM40080M	KM40	40	80	KM40PKG3S	6mm	12-16	1,08
1121672	HSK63AKM50095M	KM50	50	95	KM50PKG3S	10mm	27-34	1,49
1148578	HSK63AKM63105M	KM63	63	105	KM63PKG3S	12mm	47-54	2,03

NOTE: Do not overtorque actuation screw; use torque recommendations above.
 Supplied with KM actuation mechanism.
 HSK coolant unit and wrench are available and must be ordered separately; see page L44.

- For acceptance testing on machine tool spindles.
- 0,003mm (.0001") maximum TIR.
- Precision ground.



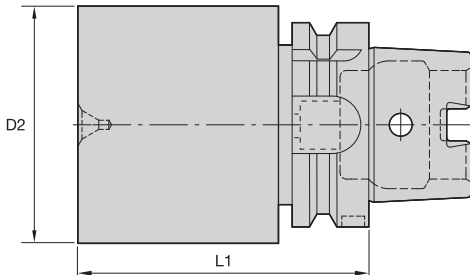
HSK63A Shank Tools

ERICKSON

■ GB-HSK Form A

order number	catalog number	D2		L1		L13		kg
		mm	in	mm	in	mm	in	
1228288	HSK63AGB40346M	40,0	1.57	346	13.62	300	11.81	2,38

- Machinable front 32–38 RW C.



ERICKSON

■ BB-HSK Form A

order number	catalog number	D2	L1	kg
		mm	mm	
1015288	HSK63ABB080250M	80,8	250	9,09
1015289	HSK63ABB115150M	115,8	150	9,78

NOTE: HSK coolant unit and wrench are available and must be ordered separately; see page L44.

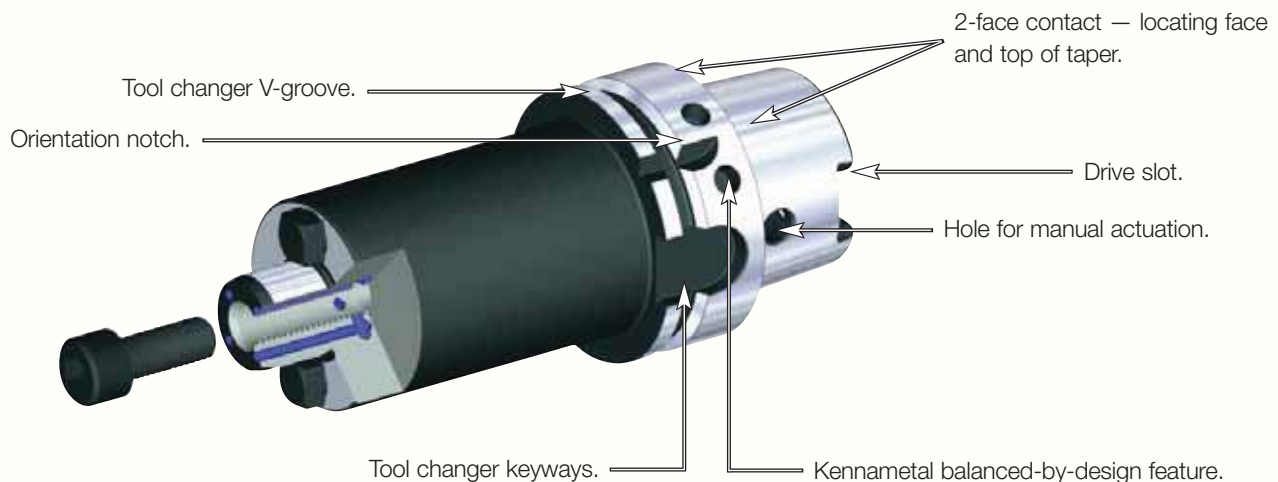



ERICKSON™ HSK Shank Tooling System • HSK80A Series

Primary Application

ERICKSON HSK Face Contact Short Taper Tooling is manufactured from premium materials and to the latest DIN/ISO specification standards. Form A versions are generally used in machining centers and milling machines with automatic tool changers.

The HSK80A tools are either pre-balanced to a high specification or balanced-by-design. For high speed applications Kennametal recommends that the complete toolholder assembly (toolholder, coolant tubes, collets, hardware, and cutting tools) be balanced as one entity. Exact RPM limits can only be determined by considering machine and spindle configurations in conjunction with tooling design and safety limits factored as a complete system.





Features and Benefits


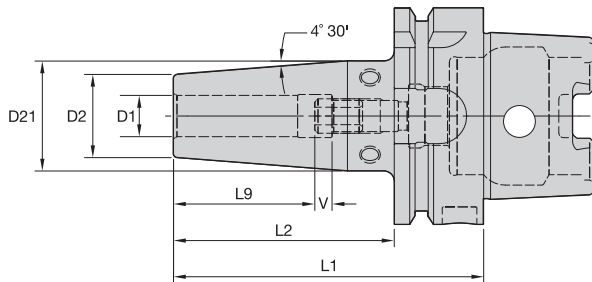
- ISO 12164-1/DIN 69893-1 Form A 1:10 short taper.
- High axial and radial repeatability compared to CAT, BT, and DV V-flange 7/24 taper tooling.
- Maximum 100 bar (1,500 psi) coolant pressure.

HSK80A Shank Tools

Shrink Fit Toolholders General Purpose (GP)



- Balanceable — fine tune with optional M6 set screws.
- Suitable for carbide and HSS cutting tools (requirements below).



Cutting Tool Shank Requirements
metric (ISO standard)

cutting tool shank diameter	tolerance	
3	h4	0,000/-0,003
4	h4	0,000/-0,004
5	h5	0,000/-0,005
6	h6	0,000/-0,008
8 & 10	h6	0,000/-0,009
12, 14, 16, & 18	h6	0,000/-0,011
20 & 25	h6	0,000/-0,013
32, 40, & 50	h6	0,000/-0,016

ERICKSON

TT GP HPV MM-HSK Form A

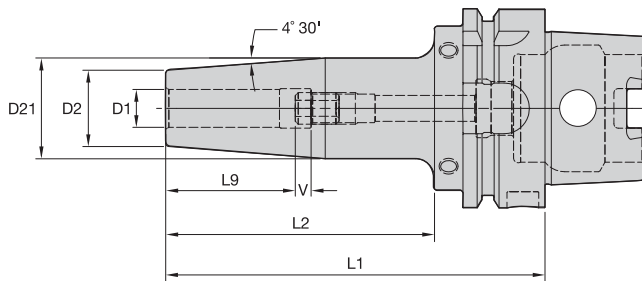


order number	catalog number	D1	D2	D21	L1	L2	L9	V	stop screw	wrench size stop screw	kg
3867270	HSK80AHPVTT06085M	6	21	27	85	59	26	10	TTSS05014M	2,5mm	1,28
3867271	HSK80AHPVTT08085M	8	21	27	85	59	26	10	TTSS06014M	3mm	1,28
3867272	HSK80AHPVTT10090M	10	24	32	90	64	31	10	TTSS08014M	4mm	1,36
3867273	HSK80AHPVTT12095M	12	24	32	95	69	36	10	TTSS10014M	5mm	1,38
3867274	HSK80AHPVTT14095M	14	27	34	95	69	36	10	TTSS10014M	5mm	1,43
3867275	HSK80AHPVTT16100M	16	27	34	100	74	39	10	TTSS12014M	6mm	1,44
3867276	HSK80AHPVTT18100M	18	33	42	100	74	39	10	TTSS12014M	6mm	1,63
3867277	HSK80AHPVTT20105M	20	33	42	105	79	41	10	TTSS16014M	8mm	1,65
3867278	HSK80AHPVTT25115M	25	44	53	115	89	47	10	TTSS16014M	8mm	2,19
3867279	HSK80AHPVTT32120M	32	44	53	120	94	51	10	TTSS16014M	8mm	2,11
3867280	HSK80AHPVTT40130M	40	60	70	130	104	51	10	TTSS20014M	10mm	3,23
3867281	HSK80AHPVTT50140M	50	69	79	140	114	56	10	TTSS20014M	10mm	3,88

(continued)

HSK80A Shank Tools

(TT GP HPV continued)



HSK80A Shank Tools

■ TT GP HPV MM-HSK Form A



order number	catalog number	D1	D2	D21	L1	L2	L9	V	stop screw	wrench size stop screw	kg
3867282	HSK80AHPVTT03085M	3	9	15	85	50	14	10	TTSS05014M	2,5mm	1,34
3867283	HSK80AHPVTT04085M	4	9	15	85	50	15	10	TTSS05014M	2,5mm	1,34
3867284	HSK80AHPVTT05085M	5	9	15	85	50	15	10	TTSS06014M	3mm	1,34

Cutting Tool Shank Requirements inch (industry standard)

cutting tool shank diameters	tolerance
1/4, 5/16, & 3/8	.0000/- .0004
7/16, 1/2, 9/16, & 5/8	.0000/- .0004
3/4, 7/8, 1, 1-1/4, 1-1/2, & 2	.0000/- .0005

■ TT GP HPV IN-HSK Form A



order number	catalog number	D1	D2	D21	L1	L2	L9	V	stop screw	wrench size stop screw	lbs
3863755	HSK80AHPVTT025335	1/4	.83	1.06	3.35	2.32	1.02	.39	TTSS05014M	2,5mm	2.83
3863756	HSK80AHPVTT031335	5/16	.83	1.06	3.35	2.32	1.02	.39	TTSS06014M	3mm	2.82
3863757	HSK80AHPVTT038354	3/8	.94	1.26	3.54	2.52	1.22	.39	TTSS08014M	4mm	3.01
3863758	HSK80AHPVTT044374	7/16	.94	1.26	3.74	2.72	1.42	.39	TTSS10014M	5mm	3.05
3863759	HSK80AHPVTT050374	1/2	.94	1.26	3.74	2.72	1.42	.39	TTSS10014M	5mm	3.03
3863760	HSK80AHPVTT056374	9/16	1.06	1.33	3.74	2.72	1.42	.39	TTSS10014M	5mm	3.15
3863761	HSK80AHPVTT062394	5/8	1.06	1.33	3.94	2.92	1.54	.39	TTSS12014M	6mm	3.18
3863762	HSK80AHPVTT075413	3/4	1.30	1.65	4.13	3.11	1.61	.39	TTSS16014M	8mm	3.66
3863763	HSK80AHPVTT088413	7/8	1.30	1.65	4.13	3.11	1.61	.39	TTSS16014M	8mm	3.57
3863764	HSK80AHPVTT100453	1	1.73	2.08	4.53	3.51	1.85	.39	TTSS16014M	8mm	4.81
3863765	HSK80AHPVTT125472	1 1/4	1.73	2.08	4.72	3.70	2.01	.39	TTSS16014M	8mm	4.66
3863766	HSK80AHPVTT150512	1 1/2	2.36	2.75	5.12	4.10	2.01	.39	TTSS20014M	10mm	7.25
3863767	HSK80AHPVTT200551	2	2.72	3.11	5.51	4.49	2.20	.39	TTSS20014M	10mm	8.49

NOTE: Do not overheat. Overheating will destroy the accuracy and functionality of the toolholder.
 Shrink Fit technical section, see page M78.
 Supplied with stop screw.
 Adjusting stop screw gage, see page M81.
 Shrink Fit accessories, see pages L12-L13.
 Optional M6-1.0P x 5mm lg fine-balancing screw set (10 pieces) is available. Order number is MS1276PKG and must be ordered separately.
 HSK coolant unit and wrench are available and must be ordered separately; see page L44.

HSK80A Shank Tools

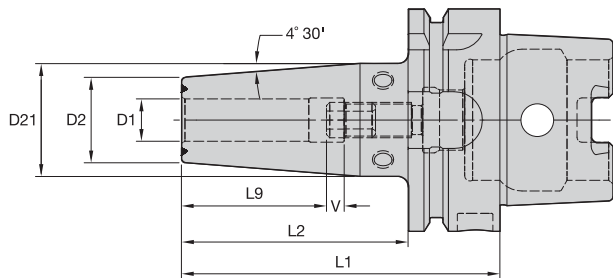
Shrink Fit Toolholders High Torque (HT)



- 30–50% higher clamping torque compared to GP line.
- Balanceable — fine tune with optional M6 set screws.
- Suitable for carbide only, designated by groove in front face (requirements below).
- 10 kW power or greater Shrink Fit device must be used.



HSK80A Shank Tools



Cutting Tool Shank Requirements
metric (ISO standard)

cutting tool shank diameter	tolerance	
12, 14, 16, & 18	h6	0,000/-0,011
20 & 25	h6	0,000/-0,013
32, 40, & 50	h6	0,000/-0,016

ERICKSON

■ TT HT HPV MM-HSK Form A



order number	catalog number	D1	D2	D21	L1	L2	L9	V	stop screw	wrench size stop screw	kg
3867213	HSK80AHPVTTHT12095M	12	24	32	95	69	36	10	TTSS10014M	5mm	1,38
3867214	HSK80AHPVTTHT14095M	14	27	34	95	69	36	10	TTSS10014M	5mm	1,44
3867215	HSK80AHPVTTHT16100M	16	27	34	100	74	39	10	TTSS12014M	6mm	1,45
3867216	HSK80AHPVTTHT18100M	18	33	42	100	74	39	10	TTSS12014M	6mm	1,64
3867217	HSK80AHPVTTHT20105M	20	33	42	105	79	41	10	TTSS16014M	8mm	1,65
3867218	HSK80AHPVTTHT25115M	25	44	53	115	89	47	10	TTSS16014M	8mm	2,19
3867219	HSK80AHPVTTHT32120M	32	44	53	120	94	51	10	TTSS16014M	8mm	2,12
3867220	HSK80AHPVTTHT40130M	40	60	70	130	104	51	10	TTSS20014M	10mm	3,23
3867221	HSK80AHPVTTHT50140M	50	69	79	140	114	56	10	TTSS20014M	10mm	3,88

(continued)

(TT HT HPV continued)

Cutting Tool Shank Requirements
inch (industry standard)

cutting tool shank diameters	tolerance
1/2, 9/16 & 5/8	.0000/- .0004
3/4, 7/8, 1, 1-1/4, 1-1/2, & 2	.0000/- .0005

HSK80A Shank Tools

■ TT HT HPV IN-HSK Form A



order number	catalog number	D1	D2	D21	L1	L2	L9	V	stop screw	wrench size stop screw	lbs
3862011	HSK80AHPVTHT050374	1/2	.94	1.26	3.74	2.72	1.42	.39	TTSS10014M	5mm	3.03
3862012	HSK80AHPVTHT056374	9/16	1.06	1.33	3.74	2.72	1.42	.39	TTSS10014M	5mm	3.15
3862393	HSK80AHPVTHT062394	5/8	1.06	1.33	3.94	2.92	1.54	.39	TTSS12014M	6mm	3.18
3862394	HSK80AHPVTHT075413	3/4	1.30	1.65	4.13	3.11	1.61	.39	TTSS16014M	8mm	3.66
3862395	HSK80AHPVTHT088413	7/8	1.30	1.65	4.13	3.11	1.61	.39	TTSS16014M	8mm	3.57
3862396	HSK80AHPVTHT100453	1	1.73	2.08	4.53	3.51	1.85	.39	TTSS16014M	8mm	4.81
3862397	HSK80AHPVTHT125472	1 1/4	1.73	2.08	4.72	3.70	2.01	.39	TTSS16014M	8mm	4.66
3862398	HSK80AHPVTHT150512	1 1/2	2.36	2.75	5.12	4.10	2.01	.39	TTSS20014M	10mm	7.25
3862399	HSK80AHPVTHT200551	2	2.72	3.11	5.51	4.49	2.20	.39	TTSS20014M	10mm	8.49

NOTE: Do not overheat. Overheating will destroy the accuracy and functionality of the toolholder.

Shrink Fit technical section, see page M78.

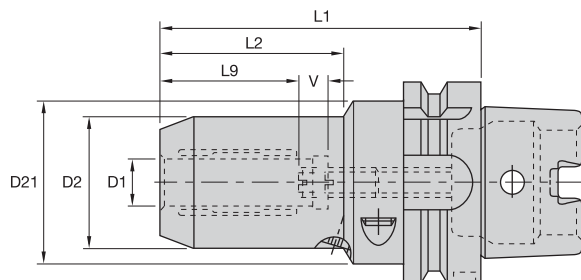
Supplied with stop screw.

Adjusting stop screw gage, see page M81.

Shrink Fit accessories, see pages L12-L13.

Optional M6~1.0P x 5 lg fine-balancing screw set (10 pieces) is available. Order number is MS1276PKG and must be ordered separately.

HSK coolant unit and wrench are available and must be ordered separately; see page L44.



HSK80A Shank Tools

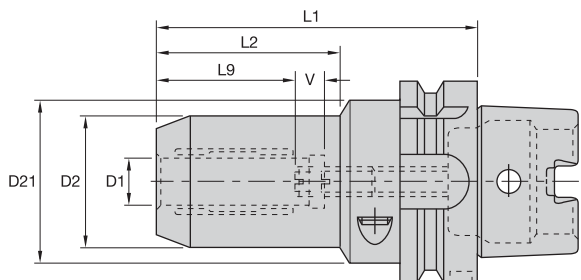
ERICKSON™

■ HC MM-HSK Form A



order number	catalog number	D1	D2	D21	L1	L2	L9	V	actuation wrench	wrench size actuation screw	stop screw wrench	wrench size stop screw	kg
1960122	HSK80AHC06085M	6	25,7	50	85	35	27	10	170.135	5mm	170.002	2,5mm	1,5
1960133	HSK80AHC08085M	8	27,7	50	85	36	27	10	170.135	5mm	170.002	2,5mm	1,5
1960134	HSK80AHC10090M	10	29,7	50	90	38	31	10	170.135	5mm	170.002	2,5mm	1,6
1960135	HSK80AHC12095M	12	31,6	50	95	43	36	10	170.135	5mm	170.002	2,5mm	1,6
1960136	HSK80AHC14095M	14	33,6	50	95	43	36	10	170.135	5mm	170.003	3mm	1,6
1960137	HSK80AHC16100M	16	37,6	50	100	46	39	10	170.135	5mm	170.003	3mm	1,7
1960138	HSK80AHC18100M	18	39,6	50	100	48	39	10	170.135	5mm	170.003	3mm	1,8
1960139	HSK80AHC20105M	20	41,6	50	105	54	41	10	170.135	5mm	170.003	3mm	1,8
1960140	HSK80AHC25115M	25	49,8	63	115	51	47	10	170.136	6mm	170.004	4mm	2,4
1960141	HSK80AHC32125M	32	59,8	63	125	59	51	10	170.136	6mm	170.004	4mm	2,8

NOTE: Do not overtorque actuation screw. Tighten by hand until stop is felt.
Hydraulic chuck technical section, see page M84.
Supplied with stop screw.
Actuation wrench must be ordered separately.
Reduction sleeves are available and must be ordered separately; see page J2.
HSK coolant unit and wrench are available and must be ordered separately; see page L44.



HSK80A Shank Tools

ERICKSON

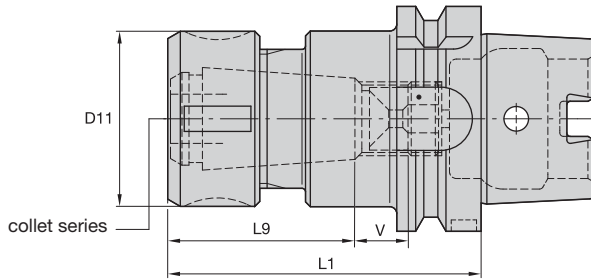
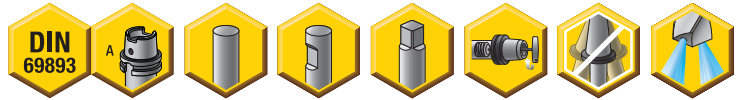
■ HC Trend MM-HSK Form A



order number	catalog number	D1	D2	D21	L1	L2	L9	V	actuation wrench	wrench size actuation screw	kg
1749613	HSK80AHCT06085M	6	25,7	50	85	36	27	10	170.135	5mm	1,51
1749614	HSK80AHCT08085M	8	27,7	50	85	37	27	10	170.135	5mm	1,52
1749615	HSK80AHCT10090M	10	29,7	50	90	39	31	10	170.135	5mm	1,57
1749616	HSK80AHCT12095M	12	31,6	50	95	45	36	10	170.135	5mm	1,61
1749617	HSK80AHCT14095M	14	33,6	50	95	46	36	10	170.135	5mm	1,63
1749618	HSK80AHCT16100M	16	37,6	50	100	52	39	10	170.135	5mm	1,74
1749619	HSK80AHCT18100M	18	39,6	50	100	52	39	10	170.135	5mm	1,79
1749620	HSK80AHCT20105M	20	41,6	50	105	58	41	10	170.135	5mm	1,83
1749621	HSK80AHCT25115M	25	49,8	63	115	51	47	10	170.136	6mm	2,45
1749622	HSK80AHCT32125M	32	59,8	63	125	59	51	10	170.136	6mm	2,85

NOTE: Do not overtorque actuation screw. Tighten by hand until stop is felt.
 Hydraulic chuck technical section, see page M84.
 Supplied with stop screw.
 Actuation wrench must be ordered separately.
 Reduction sleeves are available and must be ordered separately; see page J2.
 HSK coolant unit and wrench are available and must be ordered separately; see page L44.

- Tremendous Grip (3:1 advantage).



HSK80A Shank Tools

TG collect series	Collet Capacity			
	mm		inch	
	min	max	min	max
TG75	2,6	20,0	3/64	3/4
TG100	2,6	25,5	5/64	1

ERICKSON

■ TG Round-HSK Form A



order number	catalog number	collet series	D11	L1	L9	V	locknut	wrench	Nm	stop screw	wrench size stop screw	stop screw cone cap	kg
1860140	HSK80ATG075120M	TG75	50	120	54	13	LNA075M	HSW45M	136	SS081041G	4mm & 5/32	SSCC081	2,16
1860141	HSK80ATG100140M	TG100	60	140	70	12	LNA100M	HSW58M	203	SS112041G	4mm & 5/32	SSCC112	2,92

NOTE: Collet must be loaded into locknut first. Before loading into the chuck body, insert the cutting tool, then tighten to the recommended tightening torque.

Collet chuck technical section, see page M98.

Supplied with locknut and stop screw.

Locknut wrench must be ordered separately.

Interchangeable locknuts, coolant-style locknuts, and coolant disks are available and must be ordered separately; see pages L16–L17.

Stop screw coolant caps are available and must be ordered separately; see pages L34–L35.

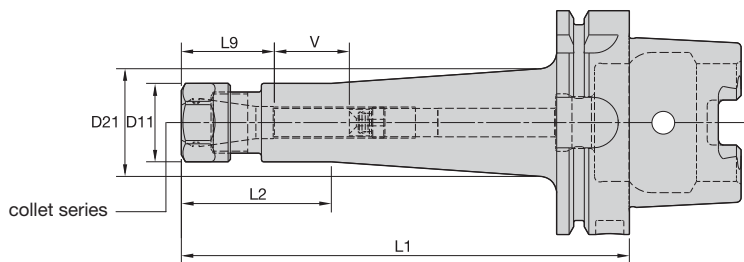
Balanceable/interchangeable locknuts are available and must be ordered separately; see page L16.

TG standard straight-bore collets, see page J10.

TG tap collets, see page J10.

HSK coolant unit and wrench are available and must be ordered separately; see page L44.

- Grip (2:1 advantage).



HSK80A Shank Tools

ER collet series	Collet Capacity			
	mm		inch	
	min	max	min	max
ER16	0,5	10,0	.02	.41
ER20	0,5	13,0	.02	.50
ER25	1,0	16,0	.04	.63
ER32	2,0	20,0	.08	.81
ER40	3,0	26,0	.12	1.00

ERICKSON

■ ER Hex • HSK Form A

order number	catalog number	collet series	D11	D21	L1	L2	L9	V	kg
1727216	HSK80AER16100M	ER16	28	—	100	74	32	22	1,36
1778237	HSK80AER16160M	ER16	28	39	160	54	32	38	1,77
1885325	HSK80AER20100M	ER20	34	—	100	62	36	14	1,47

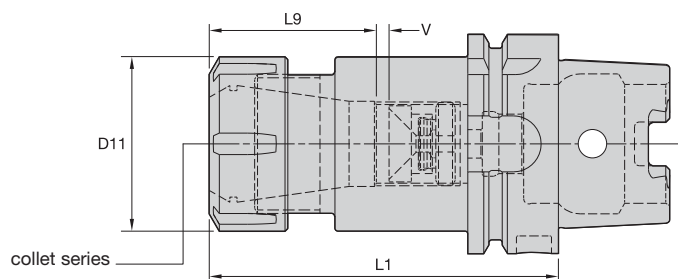
■ Spare Parts



catalog number	locknut	wrench	counterbore collet torque (Nm)	straight collet torque (Nm)	stop screw	wrench size stop screw	stop screw cone cap
HSK80AER16100M	LNHSER16M	OEW25M	40	56	SS044038G	4mm & 5/32	SSCC044
HSK80AER16160M	LNHSER16M	OEW25M	40	56	SS044038G	4mm & 5/32	SSCC044
HSK80AER20100M	LNHSER20M	OEW30M	32	80	SS056041G	4mm & 5/32	SSCC056

(continued)

(ER continued)



ERICKSON™

ER Round • HSK Form A

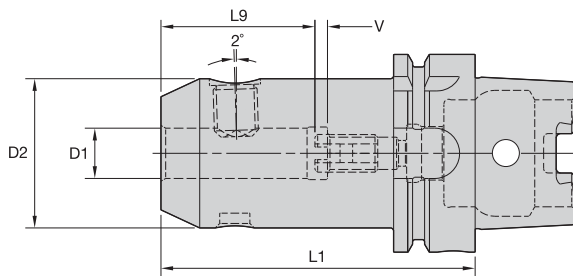
order number	catalog number	collet series	D11	L1	L9	V	kg
1751709	HSK80AER25100M	ER25	42	100	40	7	1,63
1727217	HSK80AER32100M	ER32	50	100	46	6	1,83
1727218	HSK80AER40120M	ER40	63	120	52	6	2,66

Spare Parts



catalog number	round locknut	wrench	Nm	stop screw	wrench size stop screw	stop screw cone cap
HSK80AER25100M	LNSER25M	ER25WM	104	SS075041G	4mm & 5/32	SSCC075
HSK80AER32100M	LNSER32M	ER32WM	136	SS094041G	4mm & 5/32	SSCC094
HSK80AER40120M	LNSER40M	ER40WM	176	SS112041G	4mm & 5/32	SSCC112

NOTE: Collet must be loaded into locknut first. Before loading into the chuck body, insert the cutting tool, then tighten to the recommended tightening torque.
 Collet chuck technical section, see page M98.
 Supplied with locknut and stop screw.
 Locknut wrench must be ordered separately.
 ER standard straight-bore collets, see page J50.
 ER tap collets, see pages J58–J59.
 ER TCT tension-only tap collets, see page J60.
 HSK coolant unit and wrench are available and must be ordered separately; see page L44.



HSK80A Shank Tools

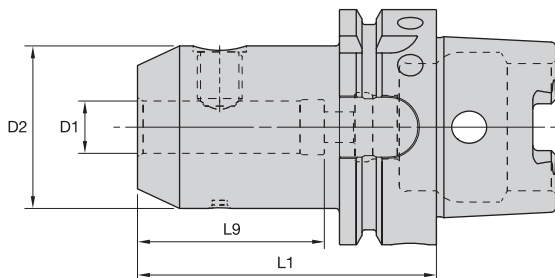
ERICKSON

■ WN MM • HSK Form A



order number	catalog number	D1	D2	L1	L9	V	lock screw	wrench size lock screw	Nm	stop screw	wrench size stop screw	kg
1885322	HSK80AWN06090M	6	25	90	30	10	SS03M012	3mm	7	571.060	2,5mm	1,30
1885443	HSK80AWN08090M	8	28	90	30	10	SS03M014	4mm	15	571.067	3mm	1,36
1750661	HSK80AWN10090M	10	35	90	33	10	SS03M018	5mm	25	571.068	4mm	1,52
1729444	HSK80AWN12100M	12	42	100	40	10	SS03M023	6mm	35	571.074	5mm	1,78
1885444	HSK80AWN14100M	14	44	100	40	10	SS03M023	6mm	35	571.074	5mm	1,84
1885445	HSK80AWN16100M	16	48	100	43	10	SS03M025	6mm	50	571.075	6mm	1,98
1885446	HSK80AWN18100M	18	50	100	43	10	SS03M025	6mm	50	571.075	6mm	2,04
1748577	HSK80AWN20110M	20	52	110	45	10	SS03M026	8mm	95	571.076	6mm	2,26
1730388	HSK80AWN25110M	25	65	110	50	10	SS03M027	10mm	135	571.077	6mm	2,90
1730699	HSK80AWN32120M	32	72	120	54	10	SS03M029	10mm	160	571.077	6mm	3,45

NOTE: Do not overtighten lock screw; use torque recommendations above.
 Supplied with lock screw and stop screw.
 Lock screw or stop screw wrenches not included.
 HSK coolant unit and wrench are available and must be ordered separately; see page L44.

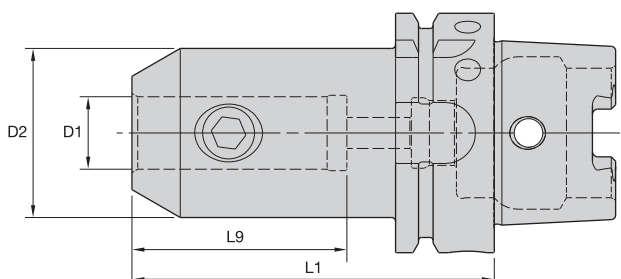


ERICKSON

■ EM MM • HSK Form A



order number	catalog number	D1	D2	L1	L9	lock screw	wrench size lock screw	Nm	kg
1727202	HSK80AEM06080M	6	25	80	54	SS03M012	3mm	7	1,26
1727203	HSK80AEM08080M	8	28	80	54	SS03M014	4mm	15	1,31
1727204	HSK80AEM10080M	10	35	80	45	SS03M018	5mm	25	1,44
1727205	HSK80AEM12080M	12	42	80	50	SS03M023	6mm	35	1,57
1885447	HSK80AEM14080M	14	44	80	50	SS03M023	6mm	35	1,61
1885448	HSK80AEM16100M	16	48	100	53	SS03M025	6mm	50	1,97
1885449	HSK80AEM18100M	18	50	100	53	SS03M025	6mm	50	2,04
1778182	HSK80AEM20100M	20	52	100	55	SS03M026	8mm	95	2,09
1885450	HSK80AEM25100M	25	65	100	60	SS03M027	10mm	135	2,63
1727209	HSK80AEM32110M	32	72	110	65	SS03M029	10mm	160	3,15



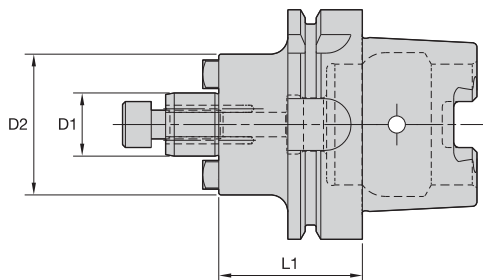
ERICKSON

■ EM IN • HSK Form A



order number	catalog number	D1	D2	L1	L9	lock screw	wrench size lock screw	ft. lbs.	lbs
1860166	HSK80AEM038300	3/8	1.00	3.00	2	ELS038031PKG	3/16	15	3
1860167	HSK80AEM050325	1/2	1.38	3.25	2	ELS044038PKG	7/32	20	3
1860168	HSK80AEM062375	5/8	1.63	3.75	2	ELS056050PKG	1/4	40	4
1860169	HSK80AEM075375	3/4	1.75	3.75	2	ELS062050PKG	5/16	70	4
1860170	HSK80AEM100425	1	2.00	4.25	2	ELS075056PKG	3/8	110	5
1860171	HSK80AEM125425	1 1/4	2.50	4.25	3	ELS075062PKG	3/8	110	6

NOTE: Do not overtighten lock screw; use torque recommendations above.
 Supplied with lock screw.
 Lock screw wrench not included.
 HSK coolant unit and wrench are available and must be ordered separately; see page L44.



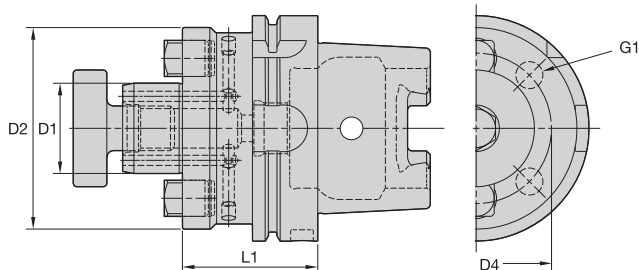
HSK80A Shank Tools

ERICKSON

■ SMC Cap MM-HSK Form A



order number	catalog number	D1	D2	L1	lock screw	drive key	wrench size retention screw	kg
3872280	HSK80ASM2C22050M	22	42	50	MS1234	—	8mm	1,40
3872279	HSK80ASMC22050M	22	49	50	MS1234	KDK22M	8mm	1,49



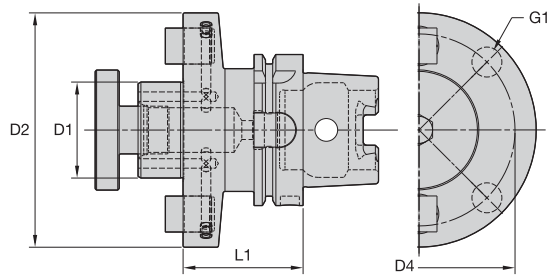
■ SMC Lock MM-HSK Form A



order number	catalog number	D1	D2	D4	G1	L1	lock screw	drive key	wrench size lock screw	locknut wrench	kg
3872281	HSK80ASMC27050M	27	60	—	—	50	KLSS27M	KDK27M	10mm	—	1,73
3872282	HSK80ASMC32060M	32	78	—	—	60	KLSS32M	KDK32M	14mm	—	2,39
3872493	HSK80ASMC40060M	40	89	67	M12X1.75	60	KLSS40M	KDK40M	17mm	—	2,73
3872494	HSK80ASMC50070M	50	98	—	—	70	KLSS50M	—	—	SMW50M	3,42
3872495	HSK80ASMC60070M	60	129	102	M16X2.0	70	—	KDK60M	—	—	4,49

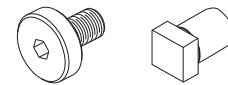
(continued)

(SMC continued)



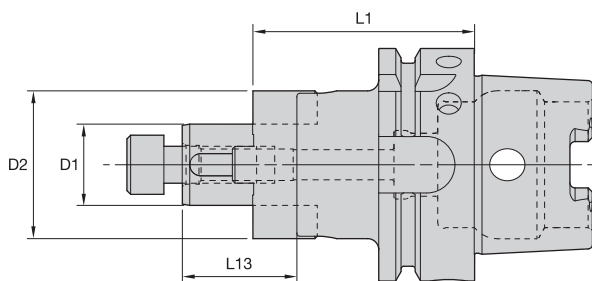
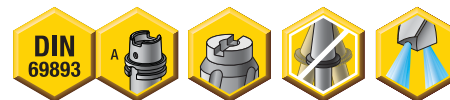
HSK80A Shank Tools

■ SMC Lock IN-HSK Form A



order number	catalog number	D1	D2	D4	G1	L1	lock screw	drive key	wrench size lock screw	lbs
3762772	HSK80ASM2C075225	3/4	1.457	—	—	2.250	KLS07	—	1/4	3.05
3762771	HSK80ASMC075225	3/4	1.752	—	—	2.250	KLS07	KDK05	1/4	3.31
3763064	HSK80ASM2C100225	1	2.189	—	—	2.250	KLS10	KDK06	5/16	3.88
3763063	HSK80ASMC100225	1	2.752	—	—	2.250	KLS10	KDK06	5/16	4.47
3763065	HSK80ASMC125250	1 1/4	2.878	—	—	2.500	KLS12	KDK08	5/16	5.18
3763066	HSK80ASMC150250	1 1/2	3.811	—	—	2.500	KLS15	KDK10	3/8	6.57
3763067	HSK80ASMC200250	2	4.882	.158	.625-11 UNC	2.500	KLS20	KDK12	9/16	8.61
3763068	HSK80ASMC250250	2 1/2	4.882	.158	.625-11 UNC	2.500	KLS25	KDK16	9/16	9.77

NOTE: Do not overtighten lock screw.
 Supplied with lock screw and drive keys.
 Interchangeable coolant-style lock screws are available and must be ordered separately, see page L38.
 Lock screw wrench not included.
 For HSK coolant unit and wrench, see page L44.
 HSK80ASMC250250 supplied with four locking bolts (S-388).



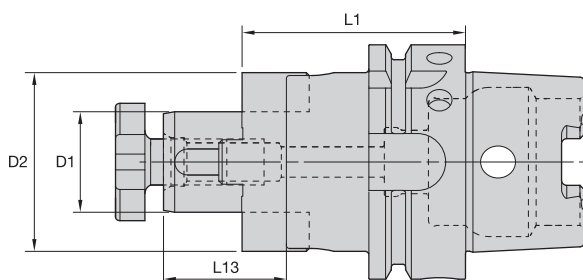
HSK80A Shank Tools

ERICKSON

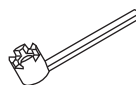
■ CS • Cap Screw Design • HSK Form A



order number	catalog number	D1	D2	L1	L13	lock screw	wrench size lock screw	Nm	combi driver ring	combi drive key	kg
1839882	HSK80ACS16060M	16	32	60	27	MS1294	6mm	40	CDR16M	CDK16M	1,33
1778235	HSK80ACS22060M	22	40	60	31	MS1234	8mm	60	CDR22M	CDK22M	1,49



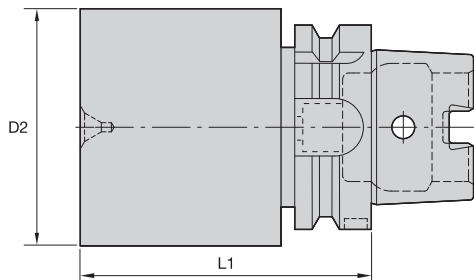
■ CS • Lock Screw Design • HSK Form A



order number	catalog number	D1	D2	L1	L13	lock screw	wrench	combi driver ring	combi drive key	kg
1730386	HSK80ACS27060M	27	48	60	33	KLS27MPKG	SMW27M	CDR27M	CDK27M	1,67
1730387	HSK80ACS32060M	32	58	60	38	KLS32M	SMW32M	CDR32M	CDK32M	1,96
1878181	HSK80ACS40070M	40	70	70	41	KLS40M	SMW40M	CDR40M	CDK40M	2,69
1126837	HSK80ACS50080M	50	90	80	46	KLS50M	SMW50M	CDR50M	CDK50M	4,01

NOTE: Do not overtighten lock screw.
 Supplied with lock screw, drive ring, and drive keys.
 Lock screw wrench not included.
 For HSK coolant unit and wrench, see page L44.

- Machinable front 32–38 RW C.



HSK80A Shank Tools

ERICKSON™

■ BB-HSK Form A

order number	catalog number	D2	L1	kg
1860172	HSK80ABB100250M	100,8	250	14,47
1860203	HSK80ABB150150M	150,8	150	16,51

NOTE: HSK coolant unit and wrench are available and must be ordered separately; see page L44.



Increased Efficiency

Automatic adjustment with Romicon™ Closed Loop Boring (CLB)

- Reduce scrap rates and setup time due to backlash-free adjustment.
- Make use of the entire tool life of used inserts as diameter adjustment can be done inside of the machine, avoiding routine insert changes in the setup room.
- Avoid time-consuming control cuts or sister tooling.
- No additional training or experience needed, resulting in less stress during adjustments.



Experience the advantages at your Authorized Kennametal Distributor or at www.kennametal.com.

www.kennametal.com

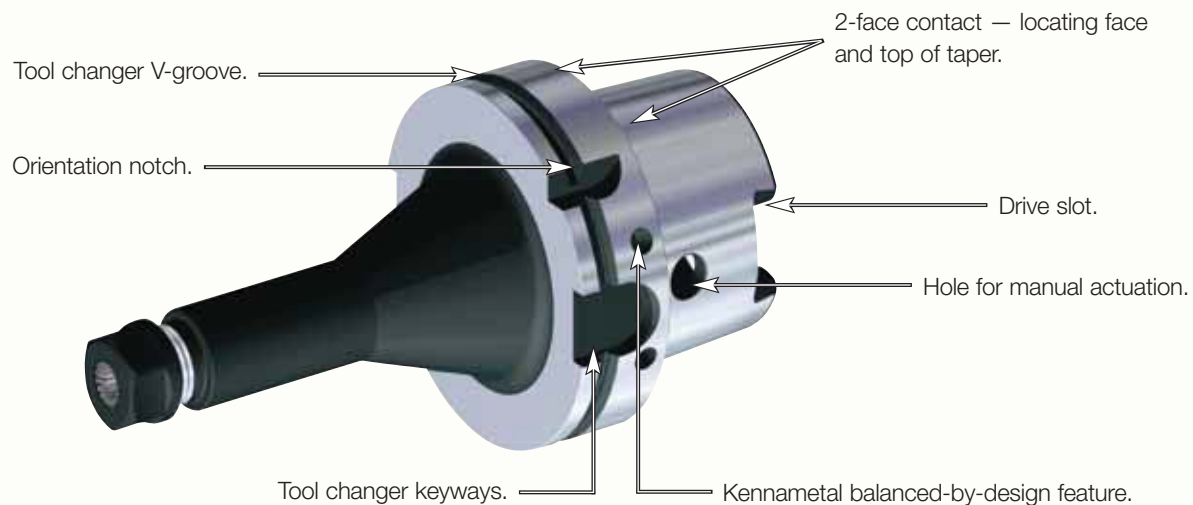
 **KENNAMETAL®**



ERICKSON™ HSK Shank Tooling System • HSK100A Series

Primary Application

ERICKSON HSK Face Contact Short Taper Tooling is manufactured from premium materials and to the latest DIN/ISO specification standards. Form A versions are generally used in machining centers and milling machines with automatic tool changers. The HSK100A tools are either pre-balanced to a high specification or balanced-by-design. For high speed applications Kennametal recommends that the complete toolholder assembly (toolholder, coolant tubes, collets, hardware, and cutting tools) be balanced as one entity. Exact RPM limits can only be determined by considering machine and spindle configurations in conjunction with tooling design and safety limits factored as a complete system.





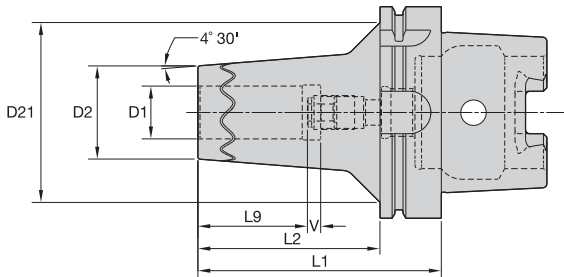
Features and Benefits

- ISO 12164-1/DIN 69893-1 Form A 1:10 short taper.
- High axial and radial repeatability compared to CAT, BT, and DV V-flange 7/24 taper tooling.
- Maximum 100 bar (1,500 psi) coolant pressure.

- **SAFE-LOCK™**, innovative and unique non-slip system.
- Suitable for carbide and HSS cutting tools.
- Need ≥ 10 kW shrink unit.



HSK100A Shank Tools



SAFE-LOCK™
by HAIMER

Cutting Tool Shank Requirements
metric (ISO standard)

cutting tool shank diameter	tolerance	
6	h6	0,000/-0,008
8 & 10	h6	0,000/-0,009
12, 14, 16, & 18	h6	0,000/-0,011
20 & 25	h6	0,000/-0,013
32	h6	0,000/-0,016

ERICKSON™

■ **TT SF MM-HSK Form A**

order number	catalog number	D1	D2	D21	L1	L2	L9	V	kg
5090056	HSK100ASFTT12095M	12	27	73	95	66	37	10	2,45
5090057	HSK100ASFTT14095M	14	33	60	95	66	37	10	2,54
5090058	HSK100ASFTT16100M	16	33	78	100	71	40	10	2,60
5090059	HSK100ASFTT18100M	18	44	76	100	71	40	10	2,98
5090210	HSK100ASFTT20105M	20	44	85	105	76	42	10	3,07
5090211	HSK100ASFTT25115M	25	44	85	115	86	48	10	3,16

Cutting Tool Shank Requirements
inch (industry standard)

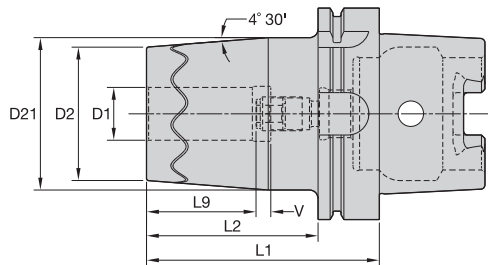
cutting tool shank diameters	tolerance
1/4, 5/16, & 3/8	.0000/- .0004
1/2 & 5/8	.0000/- .0004
3/4, 7/8, 1, 1-1/4, & 1-1/2	.0000/- .0005

■ **TT SF IN-HSK Form A**

order number	catalog number	D1	D2	D21	L1	L2	L9	V	lbs
5090225	HSK100ASFTT050374	1/2	1.06	2.87	3.74	2.60	1.46	.39	5.40
5090226	HSK100ASFTT062394	5/8	1.30	3.07	3.94	2.80	1.57	.39	5.64
5090227	HSK100ASFTT075413	3/4	1.73	3.35	4.13	2.99	1.65	.39	6.81
5090228	HSK100ASFTT100453	1	1.73	3.35	4.53	3.39	1.89	.39	6.94

NOTE: Do not overheat. Overheating will destroy the accuracy and functionality of the toolholder. Shrink Fit technical section, see page M78. Shrink Fit accessories, see pages L12–L13. HSK coolant unit and wrench are available and must be ordered separately; see page L44.

- SAFE-LOCK™, innovative and unique non-slip system.
- Ultra short and heavy-duty design.
- Suitable for carbide and HSS cutting tools.
- Need ≥ 20 kW shrink unit.



SAFE-LOCK™
by HAIMER

HSK100A Shank Tools

Cutting Tool Shank Requirements
metric (ISO standard)

cutting tool shank diameter	tolerance	
6	h6	0,000/-0,008
8 & 10	h6	0,000/-0,009
12, 14, 16, & 18	h6	0,000/-0,011
20 & 25	h6	0,000/-0,013
32	h6	0,000/-0,016

ERICKSON

■ TT SF HD MM-HSK Form A

order number	catalog number	D1	D2	D21	L1	L2	L9	V	kg
5090212	HSK100ASFHDTT16100M	16	51	62	100	71	40	10	3,27
5090213	HSK100ASFHDTT20100M	20	58	67	100	71	42	10	3,57
5090214	HSK100ASFHDTT25110M	25	63	72	110	81	48	10	4,06
5090215	HSK100ASFHDTT32110M	32	70	78	110	81	52	10	4,37
5090216	HSK100ASFHDTT40140M	40	82	94	140	111	77	10	6,36
5090217	HSK100ASFHDTT50140M	50	82	94	140	111	77	10	5,90

Cutting Tool Shank Requirements
inch (industry standard)

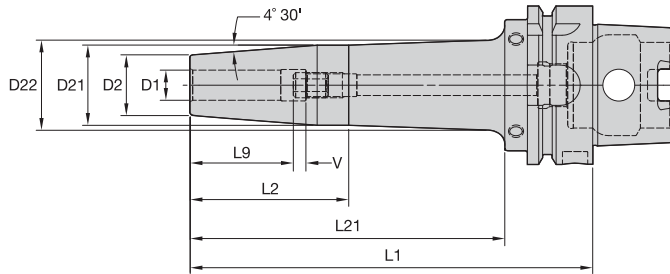
cutting tool shank diameters	tolerance
1/4, 5/16, & 3/8	.0000/- .0004
1/2 & 5/8	.0000/- .0004
3/4, 7/8, 1, 1-1/4, & 1-1/2	.0000/- .0005

■ TT SF HD IN-HSK Form A

order number	catalog number	D1	D2	D21	L1	L2	L9	V	lbs
5090229	HSK100ASFHDTT100433	1	2.48	2.83	4.33	3.19	1.89	.39	8.90
5090230	HSK100ASFHDTT125433	1 1/4	2.76	3.07	4.33	3.19	2.05	.39	9.64
5090231	HSK100ASFHDTT150551	1 1/2	3.23	3.70	5.51	4.37	3.03	.39	14.15
5090232	HSK100ASFHDTT200551	2	3.23	3.70	5.51	4.37	3.03	.39	12.90

NOTE: Do not overheat. Overheating will destroy the accuracy and functionality of the toolholder.
Shrink Fit technical section, see page M78.
Shrink Fit accessories, see pages L12–L13.
HSK coolant unit and wrench are available and must be ordered separately; see page L44.

- Balanceable — fine tune with optional M6 set screws.
- Suitable for carbide and HSS cutting tools (requirements below).



Cutting Tool Shank Requirements
metric (ISO standard)

cutting tool shank diameter	tolerance	
6	h6	0,000/-0,008
8 & 10	h6	0,000/-0,009
12, 14, 16, & 18	h6	0,000/-0,011
20 & 25	h6	0,000/-0,013
32	h6	0,000/-0,016

ERICKSON

■ TT GP HPV MM-HSK Form A



order number	catalog number	D1	D2	D21	D22	L1	L2	L21	L9	V	stop screw	wrench size stop screw	kg
3866701	HSK100AHPVTT06085M	6	21	27	—	85	56	—	26	10	TTSS05014M	2,5mm	2,18
3866711	HSK100AHPVTT06160M	6	21	27	32	160	50	122	26	10	TTSS05014M	2,5mm	2,86
3866702	HSK100AHPVTT08085M	8	21	27	—	85	56	—	26	10	TTSS06014M	3mm	2,18
3866712	HSK100AHPVTT08160M	8	21	27	32	160	50	122	26	10	TTSS06014M	3mm	2,85
3866703	HSK100AHPVTT10090M	10	24	32	—	90	61	—	31	10	TTSS08014M	4mm	2,26
3866713	HSK100AHPVTT10160M	10	24	32	36	160	63	122	31	10	TTSS08014M	4mm	3,02
3866704	HSK100AHPVTT12095M	12	24	32	—	95	66	—	36	10	TTSS10014M	5mm	2,27
3866714	HSK100AHPVTT12160M	12	24	32	36	160	63	122	36	10	TTSS10014M	5mm	3,00
3866705	HSK100AHPVTT14095M	14	27	34	—	95	66	—	36	10	TTSS10014M	5mm	2,33
3866715	HSK100AHPVTT14160M	14	27	34	38	160	57	122	36	10	TTSS10014M	5mm	3,11
3866706	HSK100AHPVTT16100M	16	27	34	—	100	71	—	39	10	TTSS12014M	6mm	2,33
3866716	HSK100AHPVTT16160M	16	27	34	38	160	57	122	39	10	TTSS12014M	6mm	3,09
3866707	HSK100AHPVTT18100M	18	33	42	—	100	71	—	39	10	TTSS12014M	6mm	2,52
3866717	HSK100AHPVTT18160M	18	33	42	46	160	69	122	39	10	TTSS12014M	6mm	3,45
3866708	HSK100AHPVTT20105M	20	33	42	—	105	76	—	41	10	TTSS16014M	8mm	2,53
3866718	HSK100AHPVTT20160M	20	33	42	46	160	69	122	41	10	TTSS16014M	8mm	3,42
3866709	HSK100AHPVTT25115M	25	44	53	—	115	86	—	47	10	TTSS16014M	8mm	3,06
3866719	HSK100AHPVTT25160M	25	44	53	57	160	69	122	47	10	TTSS16014M	8mm	4,09
3866710	HSK100AHPVTT32120M	32	44	53	—	120	91	—	51	10	TTSS16014M	8mm	2,98
3866720	HSK100AHPVTT32160M	32	44	53	57	160	69	122	51	10	TTSS16014M	8mm	3,93

(continued)

(TT GP HPV continued)

Cutting Tool Shank Requirements
inch (industry standard)

cutting tool shank diameters	tolerance
1/4, 5/16, & 3/8	.0000/- .0004
1/2 & 5/8	.0000/- .0004
3/4, 7/8, 1, 1-1/4, & 1-1/2	.0000/- .0005

HSK100A Shank Tools

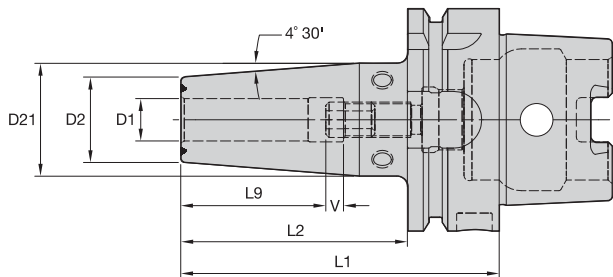
■ TT GP HPV IN-HSK Form A



order number	catalog number	D1	D2	D21	D22	L1	L2	L21	L9	V	stop screw	wrench size stop screw	lbs
3863572	HSK100AHPVTT025335	1/4	.83	1.06	—	3.35	2.21	—	1.02	.39	TTSS05014M	2,5mm	4.81
3863643	HSK100AHPVTT025630	1/4	.83	1.06	1.26	6.30	1.97	4.81	1.02	.39	TTSS05014M	2,5mm	6.31
3863644	HSK100AHPVTT031335	5/16	.83	1.06	—	3.35	2.21	—	1.02	.39	TTSS06014M	3mm	4.80
3863645	HSK100AHPVTT031630	5/16	.83	1.06	1.26	6.30	1.97	4.81	1.02	.39	TTSS06014M	3mm	6.29
3863646	HSK100AHPVTT038354	3/8	.94	1.26	—	3.54	2.40	—	1.22	.39	TTSS08014M	4mm	4.98
3863647	HSK100AHPVTT038630	3/8	.94	1.26	1.42	6.30	2.48	4.81	1.22	.39	TTSS08014M	4mm	6.65
3863648	HSK100AHPVTT050374	1/2	.94	1.26	—	3.74	2.60	—	1.42	.39	TTSS10014M	5mm	5.00
3863649	HSK100AHPVTT050630	1/2	.94	1.26	1.42	6.30	2.48	4.81	1.42	.39	TTSS10014M	5mm	6.61
3863650	HSK100AHPVTT062394	5/8	1.06	1.33	—	3.94	2.80	—	1.54	.39	TTSS12014M	6mm	5.15
3863651	HSK100AHPVTT062630	5/8	1.06	1.33	1.51	6.30	2.24	4.81	1.54	.39	TTSS12014M	6mm	6.82
3863652	HSK100AHPVTT075413	3/4	1.30	1.65	—	4.13	2.99	—	1.61	.39	TTSS16014M	8mm	5.61
3863653	HSK100AHPVTT075630	3/4	1.30	1.65	1.80	6.30	2.72	4.81	1.61	.39	TTSS16014M	8mm	7.56
3863654	HSK100AHPVTT088413	7/8	1.30	1.65	—	4.13	2.99	—	1.61	.39	TTSS16014M	8mm	5.52
3863655	HSK100AHPVTT088630	7/8	1.30	1.65	1.80	6.30	2.72	4.81	1.61	.39	TTSS16014M	8mm	7.47
3863656	HSK100AHPVTT100453	1	1.73	2.08	—	4.53	3.39	—	1.85	.39	TTSS16014M	8mm	6.72
3863657	HSK100AHPVTT100630	1	1.73	2.08	2.23	6.30	2.72	4.81	1.85	.39	TTSS16014M	8mm	9.00
3863658	HSK100AHPVTT125472	1 1/4	1.73	2.08	—	4.72	3.58	—	2.01	.39	TTSS16014M	8mm	6.57
3863659	HSK100AHPVTT125630	1 1/4	1.73	2.08	2.23	6.30	2.72	4.81	2.01	.39	TTSS16014M	8mm	8.67
3863660	HSK100AHPVTT150531	1 1/2	2.36	2.75	—	5.31	4.18	—	2.01	.39	TTSS20014M	10mm	9.50

NOTE: Do not overheat. Overheating will destroy the accuracy and functionality of the toolholder.
 Shrink Fit technical section, see page M78.
 Supplied with stop screw.
 Adjusting stop screw gage, see page M81.
 Shrink Fit accessories, see pages L12–L13.
 Optional M6-1.0P x 5mm lg fine-balancing screw set (10 pieces) is available. Order number is MS1276PKG and must be ordered separately.
 HSK coolant unit and wrench are available and must be ordered separately; see page L44.

- 30–50% higher clamping torque compared to GP line.
- Balanceable — fine tune with optional M6 set screws.
- Suitable for carbide only, designated by groove in front face (requirements below).
- 10 kW power or greater Shrink Fit device must be used.



Cutting Tool Shank Requirements
metric (ISO standard)

cutting tool shank diameter	tolerance	
12, 14, 16, & 18	h6	0,000/-0,011
20 & 25	h6	0,000/-0,013
32	h6	0,000/-0,016

ERICKSON™

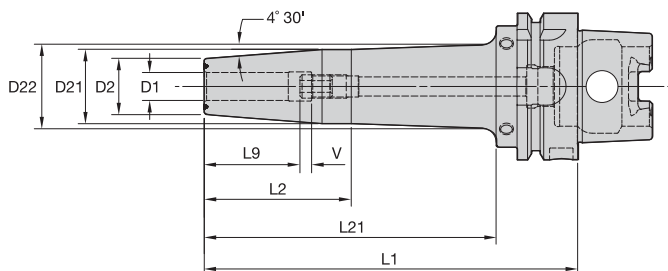
■ TT HT HPV MM-HSK Form A



order number	catalog number	D1	D2	D21	L1	L2	L9	V	stop screw	wrench size stop screw	kg
3867222	HSK100AHPVTHT12095M	12	24	32	95	66	36	10	TTSS10014M	5mm	2,28
3867223	HSK100AHPVTHT14095M	14	27	34	95	66	36	10	TTSS10014M	5mm	2,33
3867224	HSK100AHPVTHT16100M	16	27	34	100	71	39	10	TTSS12014M	6mm	2,33
3867225	HSK100AHPVTHT18100M	18	33	42	100	71	39	10	TTSS12014M	6mm	2,52
3867226	HSK100AHPVTHT20105M	20	33	42	105	76	41	10	TTSS16014M	8mm	2,53
3867227	HSK100AHPVTHT25115M	25	44	53	115	86	47	10	TTSS16014M	8mm	3,06
3867228	HSK100AHPVTHT32120M	32	44	53	120	91	51	10	TTSS16014M	8mm	2,98

(continued)

(TT HT HPV continued)



HSK100A Shank Tools

Cutting Tool Shank Requirements
inch (industry standard)

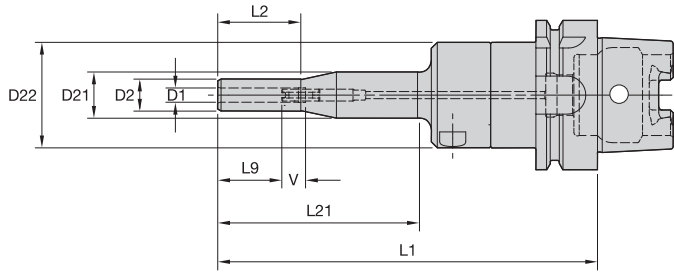
cutting tool shank diameters	tolerance
1/2 & 5/8	.0000/- .0004
3/4, 7/8, 1, 1-1/4, & 1-1/2	.0000/- .0005

■ TT HT HPV IN-HSK Form A



order number	catalog number	D1	D2	D21	D22	L1	L2	L21	L9	V	stop screw	wrench size stop screw	lbs
3862400	HSK100AHPVTHT050374	1/2	.94	1.26	—	3.74	2.60	—	1.42	.39	TTSS10014M	5mm	5.00
3862401	HSK100AHPVTHT050630	1/2	.94	1.26	1.42	6.30	2.48	4.81	1.42	.39	TTSS10014M	5mm	6.61
3862402	HSK100AHPVTHT062394	5/8	1.06	1.33	—	3.94	2.80	—	1.54	.39	TTSS12014M	6mm	5.15
3862403	HSK100AHPVTHT062630	5/8	1.06	1.33	1.51	6.30	2.24	4.81	1.54	.39	TTSS12014M	6mm	6.82
3862404	HSK100AHPVTHT075413	3/4	1.30	1.65	—	4.13	2.99	—	1.61	.39	TTSS16014M	8mm	5.61
3862405	HSK100AHPVTHT075630	3/4	1.30	1.65	1.80	6.30	2.72	4.81	1.61	.39	TTSS16014M	8mm	7.56
3862406	HSK100AHPVTHT088413	7/8	1.30	1.65	—	4.13	2.99	—	1.61	.39	TTSS16014M	8mm	5.52
3862407	HSK100AHPVTHT088630	7/8	1.30	1.65	1.80	6.30	2.72	4.81	1.61	.39	TTSS16014M	8mm	7.47
3862408	HSK100AHPVTHT100453	1	1.73	2.08	—	4.53	3.39	—	1.85	.39	TTSS16014M	8mm	6.72
3862409	HSK100AHPVTHT100630	1	1.73	2.08	2.23	6.30	2.72	4.81	1.85	.39	TTSS16014M	8mm	8.99
3862410	HSK100AHPVTHT125472	1 1/4	1.73	2.08	—	4.72	3.58	—	2.01	.39	TTSS16014M	8mm	6.57
3862411	HSK100AHPVTHT125630	1 1/4	1.73	2.08	2.23	6.30	2.72	4.81	2.01	.39	TTSS16014M	8mm	8.66
3862412	HSK100AHPVTHT150531	1 1/2	2.36	2.75	—	5.31	4.18	—	2.01	.39	TTSS20014M	10mm	9.48

NOTE: Do not overheat. Overheating will destroy the accuracy and functionality of the toolholder.
 Shrink Fit technical section, see page M78.
 Supplied with stop screw.
 Adjusting stop screw gage, see page M81.
 Shrink Fit accessories, see pages L12–L13.
 Optional M6–1.0P x 5mm lg fine-balancing screw set (10 pieces) is available. Order number is MS1276PKG and must be ordered separately.
 HSK coolant unit and wrench are available and must be ordered separately; see page L44.



ERICKSON™

■ HC Slim-T MM-HSK Form A

order number	catalog number	D1	D2	D21	D22	L1	L2	L21	L9	V	kg
3061086	HSK100AHCSLT06200M	6	13,5	19,5	44	200	35	85	27	10	3,08
3061087	HSK100AHCSLT08200M	8	15,5	19,5	44	200	35	85	27	10	3,09
3061088	HSK100AHCSLT10200M	10	17,5	44,5	—	200	85	171	31	10	3,08


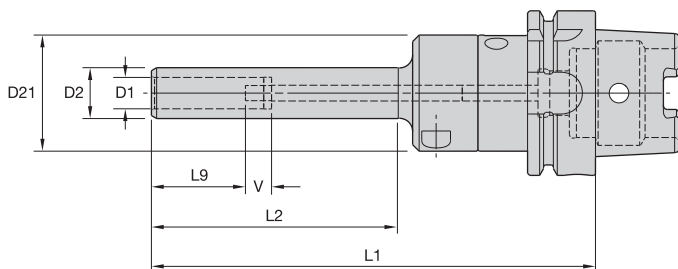
■ Spare Parts



catalog number	actuation wrench	wrench size actuation screw	stop screw wrench	wrench size stop screw
HSK100AHCSLT06200M	170.135	5mm	170.002	2,5mm
HSK100AHCSLT08200M	170.135	5mm	170.002	2,5mm
HSK100AHCSLT10200M	170.135	5mm	170.003	3mm

(continued)

(HC Slim continued)



HSK100A Shank Tools

■ HC Slim MM-HSK Form A

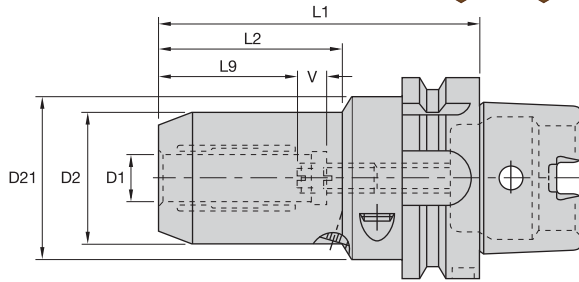
order number	catalog number	D1	D2	D21	L1	L2	L9	V	kg
3061089	HSK100AHCSL12200M	12	19,5	44,5	200	95	36	10	3,00
3061090	HSK100AHCSL14200M	14	21,5	52,5	200	95	36	10	3,37
3061091	HSK100AHCSL16200M	16	23,5	52,5	200	95	39	10	3,38
3061092	HSK100AHCSL18200M	18	25,5	52,5	200	95	39	10	3,42
3061263	HSK100AHCSL20200M	20	27,5	52,5	200	95	41	10	3,46

■ Spare Parts



catalog number	actuation wrench	wrench size actuation screw	stop screw wrench	wrench size stop screw
HSK100AHCSL12200M	170.135	5mm	170.002	2,5mm
HSK100AHCSL14200M	170.135	5mm	170.002	2,5mm
HSK100AHCSL16200M	170.135	5mm	170.002	2,5mm
HSK100AHCSL18200M	170.135	5mm	170.002	2,5mm
HSK100AHCSL20200M	170.135	5mm	170.002	2,5mm

NOTE: Do not overtorque actuation screw. Tighten by hand until stop is felt.
 Hydraulic chuck technical section, see page M84.
 Supplied with stop screw.
 Activation wrench must be ordered separately.
 Unable to use SEFAS™ chamfering rings on this design.
 Reduction sleeves are available and must be ordered separately; see pages J12–J13.
 HSK coolant unit and wrench are available and must be ordered separately; see page L44.



HSK100A Shank Tools

ERICKSON™

■ **HC MM-HSK Form A**



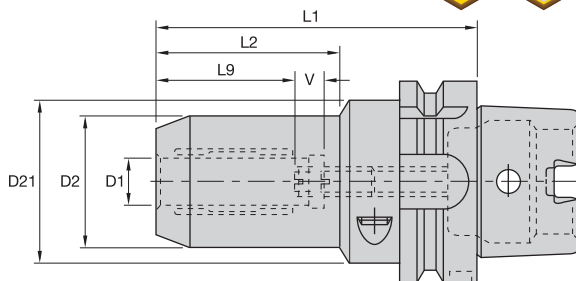
order number	catalog number	D1	D2	D21	L1	L2	L9	V	actuation wrench	wrench size actuation screw	stop screw wrench	wrench size stop screw	kg
1245483	HSK100AHC06085M	6	25,7	63	85	33	27	10	170.135	5mm	170.002	2,5mm	2,57
2229193	HSK100AHC06150M	6	25,7	63	150	90	27	10	170.135	5mm	170.002	2,5mm	2,96
1245484	HSK100AHC08085M	8	27,7	63	85	33	27	10	170.135	5mm	170.002	2,5mm	2,59
2215823	HSK100AHC08150M	8	27,7	63	150	90	27	10	170.135	5mm	170.002	2,5mm	3,00
1245485	HSK100AHC10090M	10	29,7	63	90	38	31	10	170.135	5mm	170.002	2,5mm	2,64
2229194	HSK100AHC10150M	10	29,7	63	150	94	31	10	170.135	5mm	170.002	2,5mm	3,00
1245486	HSK100AHC12095M	12	31,6	63	95	41	36	10	170.135	5mm	170.002	2,5mm	3,80
2229195	HSK100AHC12150M	12	31,6	63	150	100	36	10	170.135	5mm	170.002	2,5mm	2,94
1245487	HSK100AHC14095M	14	33,6	63	95	42	36	10	170.135	5mm	170.003	3mm	4,00
2229196	HSK100AHC14150M	14	33,6	63	150	92	36	10	170.135	5mm	170.003	3mm	3,10
1245488	HSK100AHC16100M	16	37,6	63	100	48	39	10	170.135	5mm	170.003	3mm	4,00
2229197	HSK100AHC16150M	16	37,6	63	150	96	39	10	170.135	5mm	170.003	3mm	3,20
1245489	HSK100AHC18100M	18	39,6	63	100	48	39	10	170.135	5mm	170.003	3mm	2,78
2229198	HSK100AHC18150M	18	39,6	63	150	96	39	10	170.135	5mm	170.003	3mm	3,28
1245490	HSK100AHC20105M	20	41,6	63	105	54	41	10	170.135	5mm	170.003	3mm	4,20
2229199	HSK100AHC20150M	20	41,6	63	150	100	41	10	170.135	5mm	170.003	3mm	3,31
1245491	HSK100AHC25115M	25	49,8	63	115	51	47	10	170.136	6mm	170.004	4mm	3,27
2229200	HSK100AHC25200M	25	49,8	63	200	137	47	10	170.136	6mm	170.004	4mm	4,50
1245492	HSK100AHC32120M	32	59,8	63	120	59	51	10	170.136	6mm	170.004	4mm	3,55
2229201	HSK100AHC32200M	32	59,8	63	200	139	51	10	170.136	6mm	170.004	4mm	5,26

■ **HC IN-HSK Form A**



order number	catalog number	D1	D2	D21	L1	L2	L9	V	actuation wrench	wrench size actuation screw	length-adjustment wrench	wrench size stop screw	lbs
1246557	HSK100AHC038350	3/8	1.17	2.48	3.50	1.38	1.22	.4	170.135	5mm	170.002	2,5mm	5.84
1246560	HSK100AHC050375	1/2	1.24	2.48	3.75	1.59	1.42	.4	170.135	5mm	170.002	2,5mm	5.95
1246563	HSK100AHC062400	5/8	1.48	2.48	4.00	1.87	1.54	.4	170.135	5mm	170.003	3mm	6.17
1246567	HSK100AHC075425	3/4	1.64	2.48	4.25	2.13	1.61	.4	170.135	5mm	170.003	3mm	6.39
1246569	HSK100AHC100475	1	1.95	2.48	4.75	2.01	1.81	.4	170.136	6mm	170.004	4mm	7.28
1246573	HSK100AHC125500	1 1/4	2.36	2.48	5.00	2.32	1.97	.4	170.136	6mm	170.004	4mm	7.94

NOTE: Do not overtorque actuation screw. Tighten by hand until stop is felt.
Hydraulic chuck technical section, see page M84.
Supplied with stop screw.
Actuation wrench must be ordered separately.
Reduction sleeves are available and must be ordered separately; see page J2.
HSK coolant unit and wrench are available and must be ordered separately; see page L44.



HSK100A Shank Tools

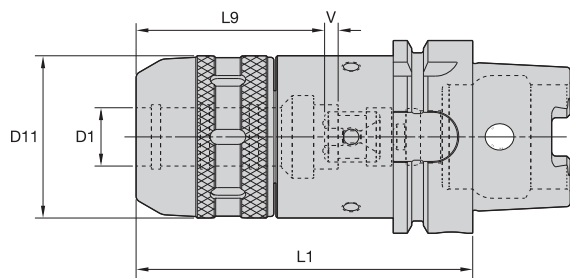
ERICKSON

■ HC Trend MM-HSK Form A



order number	catalog number	D1	D2	D21	L1	L2	L9	V	actuation wrench	wrench size actuation screw	stop screw wrench	wrench size stop screw	kg
1749601	HSK100AHCT06085M	6	25,7	63	85	33	27	10	170.135	5mm	170.003	3mm	2,61
1749602	HSK100AHCT08085M	8	27,7	63	85	33	27	10	170.135	5mm	170.003	3mm	2,63
1749603	HSK100AHCT10090M	10	29,7	63	90	38	31	10	170.135	5mm	170.003	3mm	2,66
1749604	HSK100AHCT12095M	12	31,6	63	95	40	36	10	170.135	5mm	170.003	3mm	2,70
1749605	HSK100AHCT14095M	14	33,6	63	95	42	36	10	170.135	5mm	170.005	5mm	2,70
1749606	HSK100AHCT16100M	16	37,6	63	100	48	39	10	170.135	5mm	170.005	5mm	2,80
1749608	HSK100AHCT18100M	18	39,6	63	100	48	39	10	170.135	5mm	170.005	5mm	2,82
1749609	HSK100AHCT20105M	20	41,6	63	105	54	41	10	170.135	5mm	170.005	5mm	2,89
1749611	HSK100AHCT25115M	25	49,8	63	115	51	47	10	170.136	6mm	170.005	5mm	3,29
1749612	HSK100AHCT32120M	32	59,8	63	120	59	51	10	170.136	6mm	170.005	5mm	3,57

NOTE: Do not overtorque actuation screw. Tighten by hand until stop is felt.
 Hydraulic chuck technical section, see page M84.
 Supplied with stop screw.
 Actuation wrench must be ordered separately.
 Reduction sleeves are available and must be ordered separately; see page J2.
 HSK coolant unit and wrench are available and must be ordered separately; see page L44.



ERICKSON™

■ HPMC MM-HSK Form A

order number	catalog number	D1	D11	L1	L9	V	locknut wrench	stop screw	wrench size stop screw	kg
3100542	HSK100AHPMC20115M	20	53	115	54	10	PSW52M	MCSS16018M	2,5mm & 5mm	3,13
3100543	HSK100AHPMC32135M	32	70	135	68	10	PSW68M	MCSS16018M	2,5mm & 5mm	4,13

■ HPMC IN-HSK Form A

order number	catalog number	D1	D11	L1	L9	V	locknut wrench	stop screw	wrench size stop screw	lbs
3100539	HSK100AHPMC075453	3/4	2.09	4.53	2.05	.4	PSW52M	MCSS16018M	2,5mm & 5mm	7.00
3100540	HSK100AHPMC100512	1	2.40	5.12	2.56	.4	PSW58M	MCSS16018M	2,5mm & 5mm	8.45
3100541	HSK100AHPMC125531	1 1/4	2.76	5.32	2.68	.4	PSW68M	MCSS16018M	2,5mm & 5mm	9.05

NOTE: Milling chuck technical section, see page M88.

Supplied with locknut and stop screw.

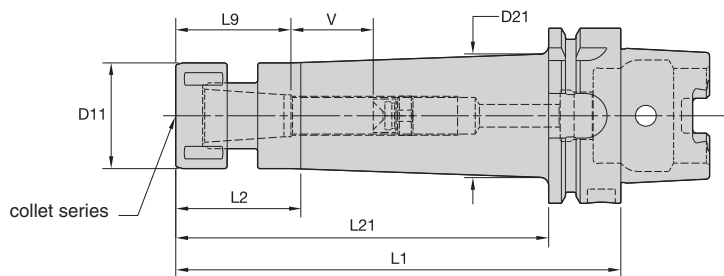
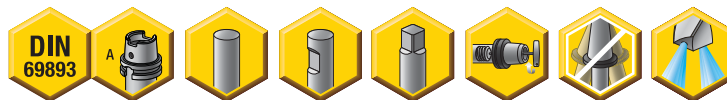
Locknut wrench must be ordered separately.

Optional M6~1,0P fine-balancing screw set is available (order number HPMCBALSCREWSET) and must be ordered separately; see page L14.

Reduction sleeves are available and must be ordered separately; see page J6.

HSK coolant unit and wrench are available and must be ordered separately; see page L44.

- Tremendous Grip (3:1 advantage).



HSK100A Shank Tools

TG collet series	Collet Capacity			
	mm		inch	
	min	max	min	max
TG50	1,1	13,5	1/32	17/32
TG75	2,6	20,0	3/64	3/4
TG100	2,6	25,5	5/64	1
TG150	11,6	40,0	23/64	1-1/2

ERICKSON

■ TG Round-HSK Form A



order number	catalog number	collet series	D11	D21	L1	L2	L21	L9	V	locknut	wrench	Nm	stop screw	wrench size	stop screw	stop screw cone cap	kg
1086586	HSK100ATG050105M	TG50	38	—	105	76	76	42	10	LNA050M	HSW34M	68	SS056041G	4mm & 5/32	SSCC056	2,48	
1086587	HSK100ATG050160M	TG50	38	44	160	41	131	42	58	LNA050M	HSW34M	68	SS056041G	4mm & 5/32	SSCC056	3,06	
1085040	HSK100ATG075120M	TG75	50	—	120	91	91	54	11	LNA075M	HSW45M	136	SS081041G	4mm & 5/32	SSCC081	3,04	
1086588	HSK100ATG100140M	TG100	60	—	140	111	111	70	12	LNA100M	HSW58M	203	SS112041G	4mm & 5/32	SSCC112	3,79	
1086589	HSK100ATG150165M	TG150	85	—	165	136	—	84	11	LNA150M	HSW80M	271	SS162062G	4mm & 5/32	SSCC162	6,40	

NOTE: Collet must be loaded into locknut first. Before loading into the chuck body, insert the cutting tool, then tighten to the recommended tightening torque.

Collet chuck technical section, see page M98.

Supplied with locknut and stop screw.

Locknut wrench must be ordered separately.

Interchangeable locknuts, coolant-style locknuts, and coolant disks are available and must be ordered separately; see pages L16–L17.

Stop screw coolant caps are available and must be ordered separately; see pages L34–L35.

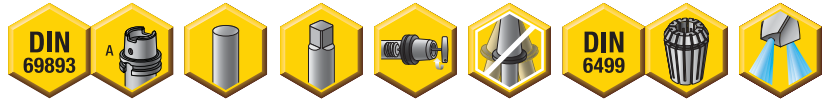
Balanceable/interchangeable locknuts are available and must be ordered separately; see page L16.

TG standard straight-bore collets, see page J10.

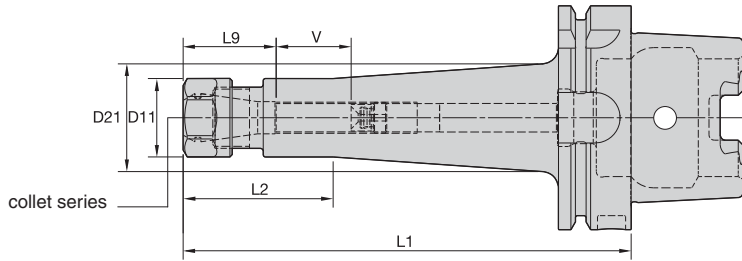
TG tap collets, see page J10.

HSK coolant unit and wrench are available and must be ordered separately; see page L44.

- Grip (2:1 advantage).



HSK100A Shank Tools



ER collet series	Collet Capacity			
	mm		inch	
	min	max	min	max
ER16	0,5	10,0	.02	.41
ER20	0,5	13,0	.02	.50
ER25	1,0	16,0	.04	.63
ER32	2,0	20,0	.08	.81
ER40	3,0	26,0	.12	1.00

ERICKSON™

ER Hex-HSK Form A

order number	catalog number	collet series	D11	D21	L1	L2	L9	V	kg
1086560	HSK100AER16100M	ER16	28	—	100	71	32	27	2,26
1086561	HSK100AER16160M	ER16	28	60	160	85	32	48	2,83
1086562	HSK100AER20100M	ER20	34	—	100	65	36	7	2,33

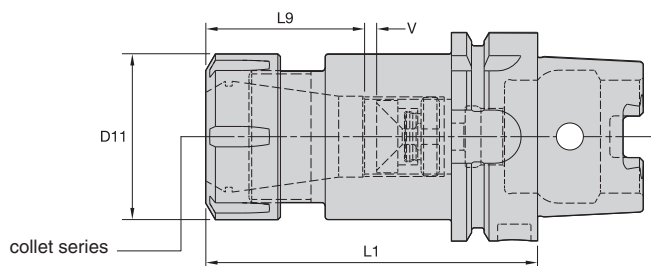
Spare Parts



catalog number	locknut	wrench	counterbore collet torque (Nm)	straight collet torque (Nm)	stop screw	wrench size stop screw	stop screw cone cap
HSK100AER16100M	LNHSER16M	OEW25M	40	56	SS044038G	4mm & 5/32	SSCC044
HSK100AER16160M	LNHSER16M	OEW25M	40	56	SS044038G	4mm & 5/32	SSCC044
HSK100AER20100M	LNHSER20M	OEW30M	32	80	SS056041G	4mm & 5/32	SSCC056

(continued)

(ER-HSK Form A continued)



HSK100A Shank Tools

■ ER Round-HSK Form A

order number	catalog number	collet series	D11	L1	L9	V	kg
1086563	HSK100AER25100M	ER25	42	100	40	5	2,51
1086584	HSK100AER32100M	ER32	50	100	45	4	2,70
1086585	HSK100AER40120M	ER40	63	120	52	8	3,51

■ Spare Parts



catalog number	locknut	wrench	Nm	stop screw	wrench size stop screw	stop screw cone cap
HSK100AER25100M	LNSER25M	ER25WM	104	SS075041G	4mm & 5/32	SSCC075
HSK100AER32100M	LNSER32M	ER32WM	136	SS094041G	4mm & 5/32	SSCC094
HSK100AER40120M	LNSER40M	ER40WM	176	SS112041G	4mm & 5/32	SSCC112

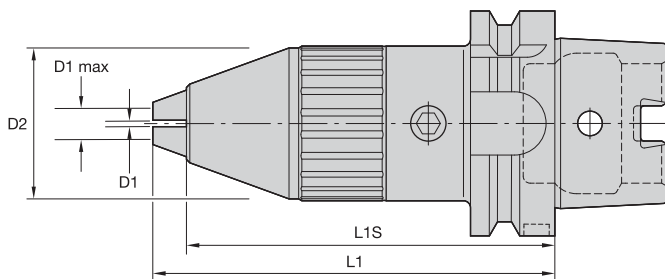
NOTE: Collet must be loaded into locknut first. Before loading into the chuck body, insert the cutting tool, then tighten to the recommended tightening torque.
 Collet chuck technical section, see page M98.
 Supplied with locknut and stop screw.
 Locknut wrench must be ordered separately.
 ER standard straight-bore collets, see page J50.
 ER tap collets, see pages J58–J59.
 ER TCT tension-only tap collets, see page J60.
 HSK coolant unit and wrench are available and must be ordered separately; see page L44.

HSK100A Shank Tools

Drill Chucks • Whistle Notch™ Adapters



HSK100A Shank Tools



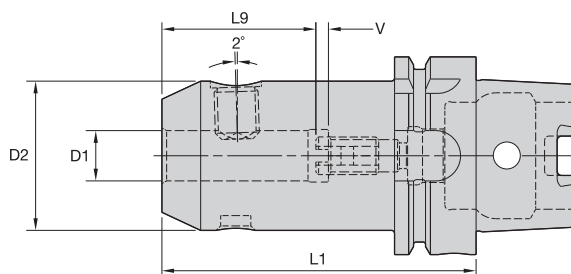
ERICKSON™

■ DC-HSK Form A

order number	catalog number	D1		D1 max		D2	L1	L1S
		mm	in	mm	in			
2637153	HSK100ADC13125M	0,5	.020	13,0	.512	50	134	125
2637154	HSK100ADC16125M	3,0	.118	16,0	.630	52	135	125

NOTE: Locking wrench not supplied.

HSK coolant unit and wrench are available and must be ordered separately; see page L44.



ERICKSON™

■ WN MM-HSK Form A

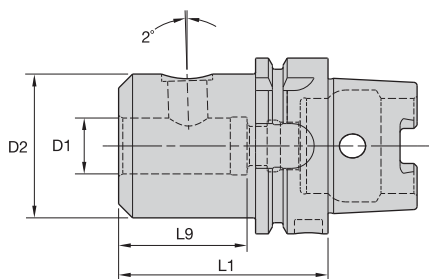
order number	catalog number	D1	D2	L1	L9	V	lock screw	wrench size lock screw	Nm	stop screw	wrench size stop screw	kg
1155903	HSK100AWN08090M	8	28	90	30	10	SS03M014	4mm	15	571.067	3mm	2,26
1155904	HSK100AWN10090M	10	35	90	35	10	SS03M018	5mm	25	571.068	4mm	2,40
1155905	HSK100AWN12100M	12	42	100	40	10	SS03M023	6mm	35	571.074	5mm	2,65
1155906	HSK100AWN14100M	14	44	100	40	10	SS03M023	6mm	35	571.074	5mm	2,71
1155909	HSK100AWN16100M	16	48	100	43	10	SS03M025	6mm	50	571.069	6mm	2,84
1126240	HSK100AWN18100M	18	50	100	43	10	SS03M025	6mm	50	571.069	6mm	2,91
1155911	HSK100AWN20110M	20	52	110	45	10	SS03M026	8mm	95	571.076	6mm	3,11
1188828	HSK100AWN25120M	25	65	120	50	10	SS03M027	10mm	135	571.077	6mm	3,97
1188829	HSK100AWN32120M	32	72	120	54	10	SS03M029	10mm	160	571.077	6mm	4,34

NOTE: Do not overtighten lock screw; use torque recommendations above.

Supplied with lock screw and stop screw.

Lock screw or stop screw wrench not included.

HSK coolant unit and wrench are available and must be ordered separately; see page L44.



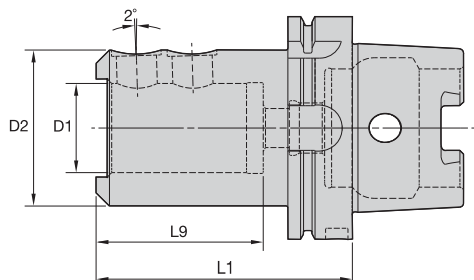
HSK100A Shank Tools

ERICKSON

■ SWN MM-HSK Form A



order number	catalog number	D1	D2	L1	L9	lock screw	wrench size lock screw	Nm	kg
1254122	HSK100ASWN20085M	20	50	85	48	SS03M026	8mm	95	4,53
1254123	HSK100ASWN25085M	25	55	85	48	SS03M023	6mm	35	4,25

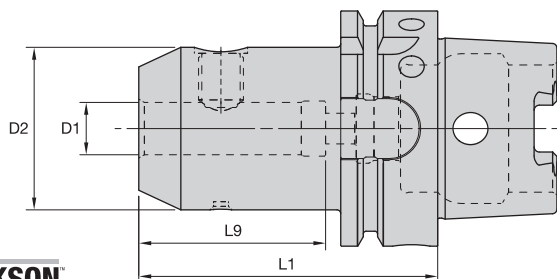


■ SWN MM • With Drive • HSK Form A



order number	catalog number	D1	D2	L1	L9	lock screw	wrench size lock screw	Nm	kg
1254124	HSK100ASWN32100M	32	62	100	66	SS03M023	6mm	35	3,29
1254125	HSK100ASWN40110M	40	70	110	76	SS03M023	6mm	35	3,72
1254126	HSK100ASWN50110M	50	80	110	76	SS03M023	6mm	35	4,08

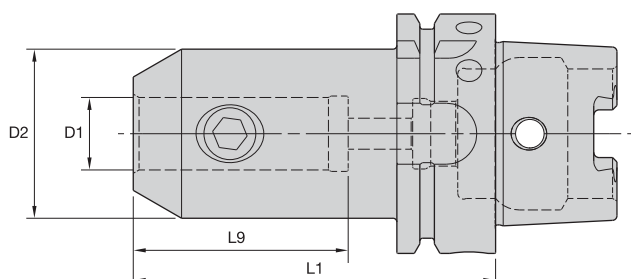
NOTE: Do not overtighten lock screw; use torque recommendations above.
 Supplied with lock screw.
 Lock screw wrench not included.
 HSK coolant unit and wrench are available and must be ordered separately; see page L44.



ERICKSON™

■ EM MM-HSK Form A

order number	catalog number	D1	D2	L1	L9	lock screw	wrench size lock screw	Nm	kg
1188810	HSK100AEM06080M	6	25	80	52	SS03M012	3mm	7	2,16
1333701	HSK100AEM08080M	8	28	80	52	SS03M014	4mm	15	2,19
1188811	HSK100AEM10080M	10	35	80	52	SS03M018	5mm	25	2,31
1155899	HSK100AEM12080M	12	42	80	49	SS03M023	6mm	35	2,45
1188812	HSK100AEM14080M	14	44	80	49	SS03M023	6mm	35	2,49
1155900	HSK100AEM16100M	16	48	100	53	SS03M025	6mm	50	2,84
1188813	HSK100AEM18100M	18	50	100	53	SS03M025	6mm	50	2,90
1126421	HSK100AEM20100M	20	52	100	55	SS03M026	8mm	95	2,95
1149696	HSK100AEM25100M	25	65	100	60	SS03M027	10mm	135	3,46
1126304	HSK100AEM32100M	32	72	100	65	SS03M029	10mm	160	3,73
1188814	HSK100AEM40120M	40	90	120	75	SS03M032	10mm	160	5,51
1322096	HSK100AEM50130M	50	100	130	85	—	12mm	200	6,37



■ EM IN-HSK Form A

order number	catalog number	D1	D2	L1	L9	lock screw	wrench size lock screw	ft. lbs.	lbs
1015228	HSK100AEM025300	1/4	1.00	3.00	2	ELS025025PKG	1/8	8	4.77
1015229	HSK100AEM038300	3/8	1.00	3.00	2	ELS038031PKG	3/16	15	4.74
1015230	HSK100AEM050325	1/2	1.38	3.25	2	ELS044038PKG	7/32	20	5.06
1015231	HSK100AEM062375	5/8	1.63	3.75	2	ELS056050PKG	1/4	40	5.61
1015232	HSK100AEM075375	3/4	1.75	3.75	2	ELS062050PKG	5/16	70	5.75
1015233	HSK100AEM100425	1	2.00	4.25	2	ELS075056PKG	3/8	110	6.43
1015254	HSK100AEM125425	1 1/4	2.50	4.25	3	ELS075062PKG	3/8	110	7.63
1015255	HSK100AEM150450	1 1/2	2.75	4.50	3	ELS075069PKG	3/8	110	8.35
1015285	HSK100AEM200550	2	3.75	5.50	4	ELS100088PKG	1/2	150	14.05
1015286	HSK100AEM250575	2 1/2	4.19	5.75	4	ELS100088PKG	1/2	150	16.04



NOTE: Do not overtighten lock screw; use torque recommendations above.
 Supplied with lock screw.
 Lock screw wrench not included.
 HSK coolant unit and wrench are available and must be ordered separately; see page L44.



The Kennametal Solution

Kennametal Global Engineered Solutions. Coordinated global resources with world-class manufacturing, process development, and implementation capabilities.

No matter how small or large your project.

- Whether it's a single tailored tool or the development of a comprehensive manufacturing process, Kennametal's team can manage the development, personnel training, and successful implementation of the complete solution.

Regardless of where you're located, Kennametal is everywhere you are.

- With Kennametal's team, you receive globally coordinated manufacturing, process development, implementation, and optimization support and key alliances with machine tool builders and other leading technology manufacturers that ensure a complete solution.

Experience the advantages at your Authorized Kennametal Distributor or at www.kennametal.com.

www.kennametal.com

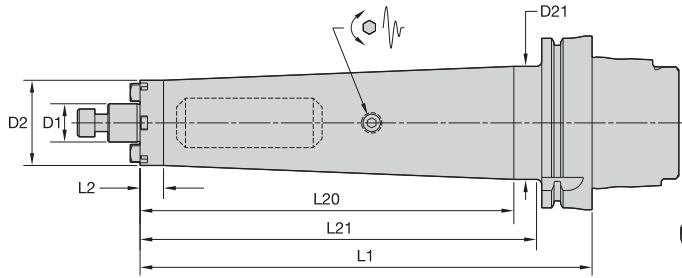


HSK100A Shank Tools

Tunable Shell Mill Adapters with Through Coolant

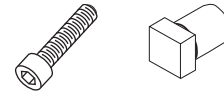


HSK100A Shank Tools

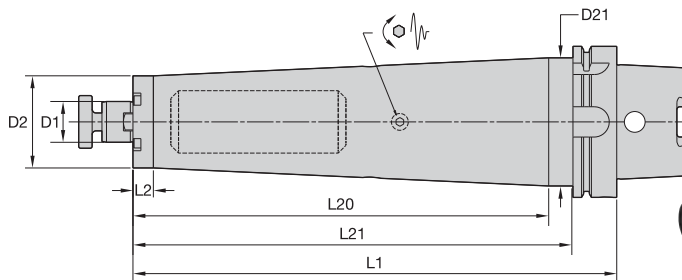


ERICKSON

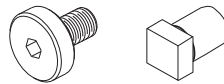
Cap MM-HSK Form A



order number	catalog number	D1	D2	D21	L1	L2	L20	L21	lock screw	drive key	wrench size lock screw	kg
4135981	HSK100ATDSMC22260M	22	49	65	260	14	215	231	MS1234	KDK22M	8mm	6,43



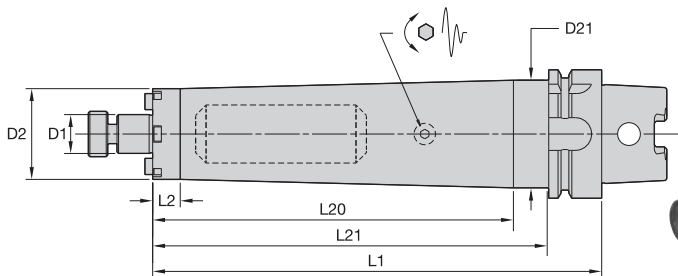
SMC Lock MM-HSK Form A



order number	catalog number	D1	D2	D21	L1	L2	L20	L21	lock screw	drive key	wrench size lock screw	kg
4135982	HSK100ATDSMC27320M	27	61	85	320	13,5	275	291	KLSS27M	—	10mm	11,22
4136283	HSK100ATDSMC32330M	32	78	—	330	301,1	—	—	KLSS32M	KDK32M	14mm	14,92

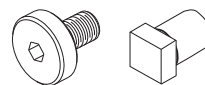
(continued)

(SMC continued)



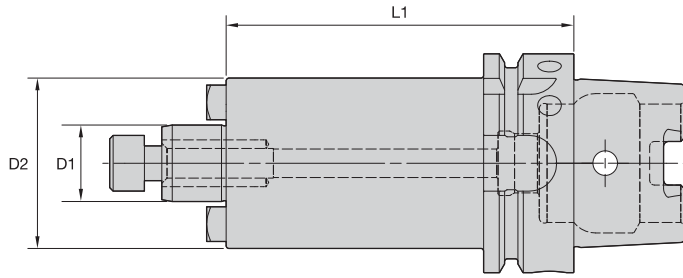
HSK100A Shank Tools

■ SMC Lock IN-HSK Form A



order number	catalog number	D1	D2	D21	L1	L2	L20	L21	lock screw	drive key	wrench size lock screw	lbs
4136284	HSK100ATDSMC0751050	3/4	1.750	2.559	10.500	.532	8.728	9.360	KLS07	KDK05	1/4	13.69
4136285	HSK100ATDSMC1001250	1	2.752	3.337	12.500	.532	10.728	11.360	KLS10	KDK06	5/16	26.94
4136286	HSK100ATDSMC1251300	1 1/4	2.878	3.337	13.000	.630	11.228	11.860	KLS12	KDK08	5/16	33.52

NOTE: Do not overtighten lock screw.
 Supplied with lock screw and drive keys.
 Interchangeable coolant-style lock screws are available and must be ordered separately; see page L38.
 Lock screw wrench not included.
 For HSK coolant unit and wrench; see page L44.

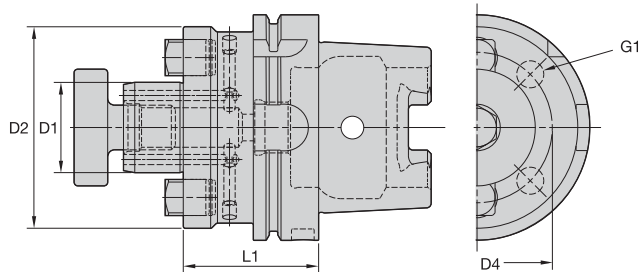


ERICKSON

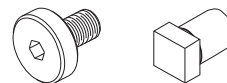
■ SMC Cap MM-HSK Form A



order number	catalog number	D1	D2	L1	lock screw	drive key	wrench size retention screw	kg
4144669	HSK100ASM2C16050M	16	38	50	MS1294	KDK16M	6mm	2,20
4144670	HSK100ASM2C22050M	22	42	50	MS1234	—	8mm	2,28
3872496	HSK100ASMC16050M	16	44	50	MS1294	KDK16M	6mm	2,26
3872497	HSK100ASMC16100M	16	44	100	MS1294	KDK16M	6mm	2,81
3872498	HSK100ASMC16160M	16	44	160	MS1294	KDK16M	6mm	3,48
3872499	HSK100ASMC22050M	22	49	50	MS1234	KDK22M	8mm	2,36
3872500	HSK100ASMC22100M	22	49	100	MS1234	KDK22M	8mm	3,05
3872501	HSK100ASMC22160M	22	49	160	MS1234	KDK22M	8mm	3,89



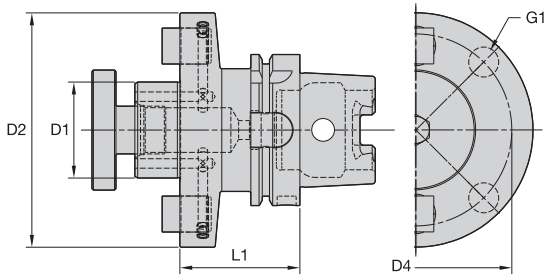
■ SMC Lock MM-HSK Form A



order number	catalog number	D1	D2	D4	G1	L1	lock screw	drive key	wrench size retention screw	kg
3872502	HSK100ASMC27050M	27	60	—	—	50	KLSS27M	KDK27M	10mm	2,59
3872503	HSK100ASMC27100M	27	60	—	—	100	KLSS27M	KDK27M	10mm	3,65
3872504	HSK100ASMC27160M	27	60	—	—	160	KLSS27M	KDK27M	10mm	4,93
3872505	HSK100ASMC32050M	32	78	—	—	50	KLSS32M	KDK32M	14mm	3,00
3872506	HSK100ASMC32100M	32	78	—	—	100	KLSS32M	KDK32M	14mm	4,82
3872507	HSK100ASMC32160M	32	78	—	—	160	KLSS32M	KDK32M	14mm	7,02
3872508	HSK100ASMC40060M	40	89	67	M12X1.75	60	KLSS40M	KDK40M	17mm	3,78
3872509	HSK100ASMC40100M	40	89	67	M12X1.75	100	KLSS40M	KDK40M	17mm	5,54
3872510	HSK100ASMC40160M	40	89	67	M12X1.75	160	KLSS40M	KDK40M	17mm	8,14
3872511	HSK100ASMC50070M	50	98	—	—	70	KLSS50M	—	—	4,67
3872512	HSK100ASMC50100M	50	98	—	—	100	KLSS50M	—	—	6,14
3872513	HSK100ASMC50160M	50	98	—	—	160	KLSS50M	—	—	8,70
3872514	HSK100ASMC60070M	60	129	102	M16X2.0	70	—	KDK60M	—	5,53
3872515	HSK100ASMC60100M	60	129	102	M16X2.0	100	—	KDK60M	—	7,58
3872516	HSK100ASMC60160M	60	129	102	M16X2.0	160	—	KDK60M	—	10,18

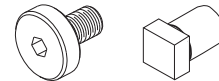
(continued)

(SMC continued)



HSK100A Shank Tools

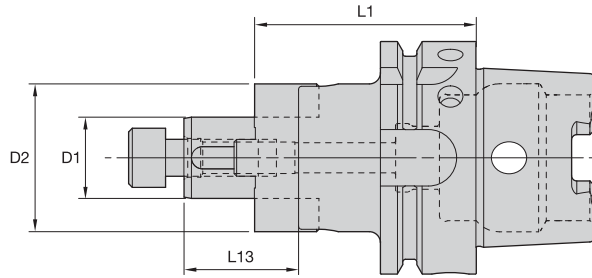
■ SMC Lock IN-HSK Form A



order number	catalog number	D1	D2	D4	G1	L1	lock screw	drive key	wrench size retention screw	lbs
3763072	HSK100ASM2C075225	3/4	1.535	—	—	2.250	KLS07	—	1/4	4.99
3763071	HSK100ASMC075225	3/4	1.752	—	—	2.250	KLS07	KDK05	1/4	5.23
3763074	HSK100ASM2C100225	1	2.189	—	—	2.250	KLS10	KDK06	5/16	5.77
3763073	HSK100ASMC100225	1	2.752	—	—	2.250	KLS10	KDK06	5/16	6.43
3763075	HSK100ASMC125250	1 1/4	2.878	—	—	2.500	KLS12	KDK08	5/16	7.26
3763076	HSK100ASMC150250	1 1/2	3.811	—	—	2.500	KLS15	KDK10	3/8	8.94
3763077	HSK100ASMC200250	2	4.882	4.000	.625-11 UNC	2.500	KLS20	KDK12	9/16	10.87
3763078	HSK100ASMC250250	2 1/2	4.882	4.000	.625-11 UNC	2.500	KLS25	KDK16	9/16	11.83

NOTE: Do not overtighten lock screw.
 Supplied with lock screw and drive keys.
 Interchangeable coolant-style lock screws are available and must be ordered separately; see page L38.
 Lock screw wrench not included.
 For HSK coolant unit and wrench, see page L44.
 Supplied with four locking bolts (S-388).

- Through-the-toolholder coolant capability.



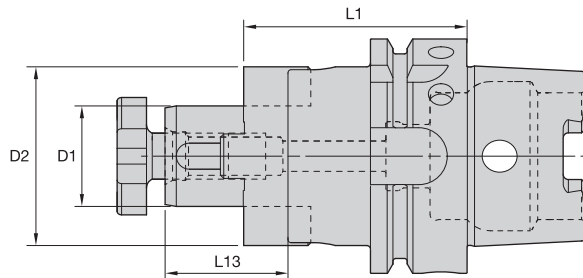
HSK100A Shank Tools

ERICKSON™

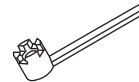
■ CS Cap MM-HSK Form A



order number	catalog number	D1	D2	L1	L13	lock screw	wrench size lock screw	combi driver ring	combi drive key	kg
1125162	HSK100ACS16060M	16	32	60	27	MS1294	6mm	CDR16M	CDK16M	2,22
1151595	HSK100ACS22060M	22	40	60	31	MS1234	8mm	CDR22M	CDK22M	2,34

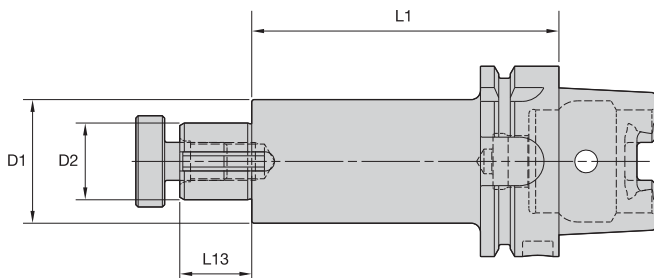


■ CS Lock MM-HSK Form A



order number	catalog number	D1	D2	L1	L13	lock screw	locknut wrench	combi driver ring	combi drive key
1126856	HSK100ACS27060M	27	48	60	33	KLS27MPKG	SMW27M	CDR27M	CDK27M
1126865	HSK100ACS32060M	32	58	60	38	KLS32M	SMW32M	CDR32M	CDK32M
1126873	HSK100ACS40070M	40	70	70	41	KLS40M	SMW40M	CDR40M	CDK40M
1188682	HSK100ACS50080M	50	90	80	46	KLS50M	SMW50M	CDR50M	CDK50M

NOTE: Do not overtighten lock screw.
 Supplied with lock screw, drive ring, and drive keys.
 Lock screw wrench must be ordered separately.
 For HSK coolant unit and wrench, see page L44.



HSK100A Shank Tools

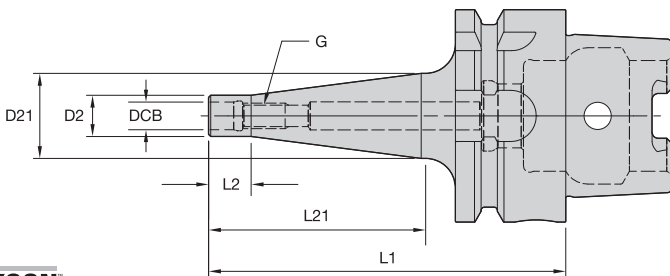
ERICKSON

SA IN-HSK Form A



order number	catalog number	D1	D2	L1	L13	lock screw	wrench size lock screw	drive key	lbs
1256067	HSK100ASA062400	5/8	1.25	4.00	.78	KLS07	1/4	DWG SDK062088	5.46
1256068	HSK100ASA100400	1	1.61	4.00	.94	KLS10	5/16	DWG SDK100106	6.23
1256069	HSK100ASA125600	1 1/4	1.86	6.00	1.09	KLS12	5/16	DWG SDK125119	8.49
1256070	HSK100ASA150600	1 1/2	2.11	6.00	1.70	KLS15	3/8	DWG SDK150175	10.09
1256071	HSK100ASA200600	2	2.75	6.00	1.70	KLS20	9/16	SDK200169	14.19

NOTE: Do not overtighten lock screw.
 Supplied with lock screw and drive key.
 Lock screw wrench not included.
 For HSK coolant unit and wrench, see page L44.



ERICKSON

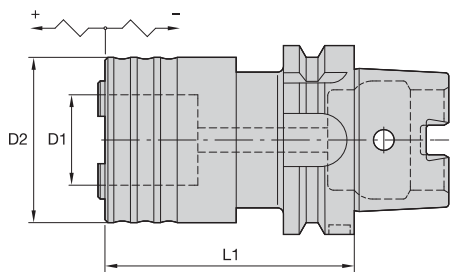
ST-HSK Form A

order number	catalog number	DCB	G	D2	D21	L1	L2	L21	kg
4061397	HSK100AST12087M	12,5	M12	21	24	87	10	50	2,13
4061398	HSK100AST12137M	12,5	M12	21	31	137	10	100	2,40
4061399	HSK100AST12187M	12,5	M12	21	31	187	10	150	2,57
4061400	HSK100AST12237M	12,5	M12	21	36	237	10	200	2,95
4061401	HSK100AST16087M	17,0	M16	29	31	87	10	50	2,24
4061402	HSK100AST16137M	17,0	M16	29	39	137	10	100	2,69
4061413	HSK100AST16187M	17,0	M16	29	39	187	10	150	3,02
4061414	HSK100AST16237M	17,0	M16	29	39	237	10	200	3,36

NOTE: HSK coolant unit and wrench are available and must be ordered separately; see page L44.

HSK100A Shank Tools

Tap Chucks RC Tension and Compression • Morse Taper Adapters



HSK100A Shank Tools

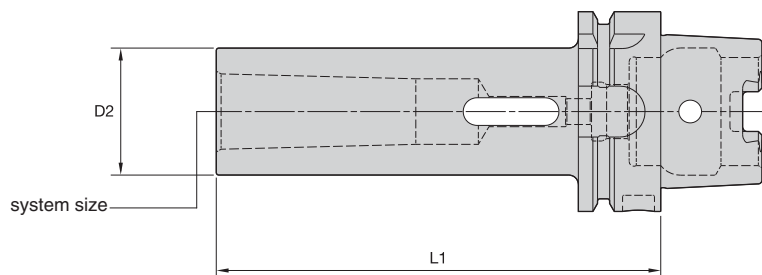
ERICKSON

RC-HSK Form A

order number	catalog number	adapter size	tap size		D1	D2	L1	tension	compression	kg
			mm	in						
1520643	HSK100ACHRC1112M	1	M1.0 - M14	#0 - 9/16	19	39	112	7,5	7,5	3,60
1520644	HSK100ACHRC2144M	2	M4.5 - M24	5/16 - 7/8	31	60	144	10,0	10,0	4,10
1520645	HSK100ACHRC3210M	3	M14.0 - M36	13/16 - 1 3/8	48	86	210	17,5	17,5	6,90

NOTE: Quick-change tap adapters are available and must be ordered separately; see page J76.
HSK coolant unit and wrench are available and must be ordered separately; see page L44.

- Balanced-by-design.



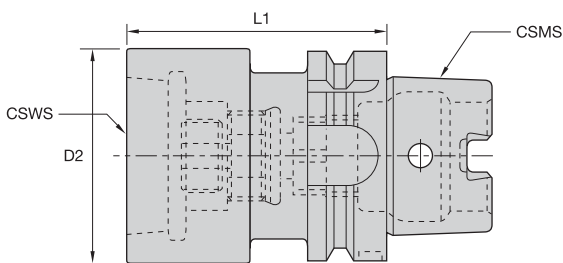
ERICKSON

MT-HSK Form A

order number	catalog number	system size	D2	L1	kg
1323373	HSK100AMT2120M	2	32,00	120	1,89
1323375	HSK100AMT3150M	3	40,00	150	2,31
1507601	HSK100AMT4170M	4	48,00	170	2,78
1518711	HSK100AMT5200M	5	70,00	200	4,92

NOTE: HSK coolant unit and wrench are available and must be ordered separately; see page L44.

- Differential connector included.



HSK100A Shank Tools

ERICKSON

■ HSK Form A to KR Adapters • Metric



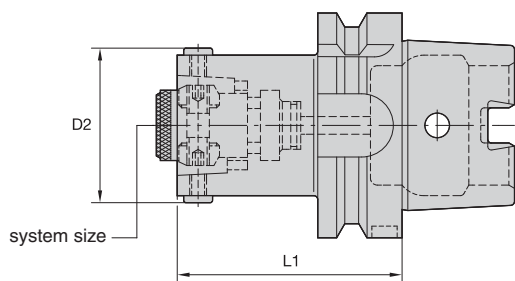
order number	catalog number	CSMS system size	CSWS system size	D2	L1	differential connector	kg	reference head
1153606	HSK100AKR32075M	HSK100A	KR32	50	75	KRDCKR32M	2,56	SVS00B,0B,1B,2B,3B,SVUBB1,BB2
1107188	HSK100AKR50085M	HSK100A	KR50	65	85	KRDCKR50M	3,12	SVS4B,5B,SVU65,SVUBB2
1173988	HSK100AKR63100M	HSK100A	KR63	85	100	KRDCKR63M	4,26	SVS6B,7B,8B
1153612	HSK100AKR80090M	HSK100A	KR80	95	90	KRDCKR80M	4,36	SVU92,120

■ HSK Form A to KR Adapters • Inch



order number	catalog number	CSMS system size	CSWS system size	D2	L1	differential connector	lbs	reference head
1153606	HSK100AKR32075M	HSK100A	KR32	1.96	2.953	KRDCKR32M	5.64	SVS00B,0B,1B,2B,3B,SVUBB1,BB2
1107188	HSK100AKR50085M	HSK100A	KR50	2.56	3.347	KRDCKR50M	6.87	SVS4B,5B,SVU65,SVUBB2
1173988	HSK100AKR63100M	HSK100A	KR63	3.34	3.937	KRDCKR63M	9.40	SVS6B,7B,8B
1153612	HSK100AKR80090M	HSK100A	KR80	3.73	3.543	KRDCKR80M	9.62	SVU92,120

NOTE: Plug may need to be removed to access the differential screw drive through the HSK taper.

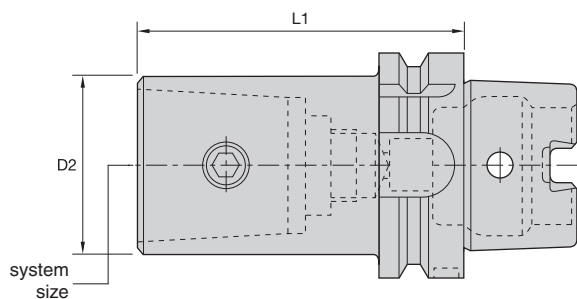


ERICKSON

■ HSK-HSK Form A

order number	catalog number	system size	D2	L1	wrench size actuation screw	Nm	kg
1318870	HSK100AHSK50080M	HSK50	55	80	4mm	15	2
1312947	HSK100AHSK63100M	HSK63	70	100	5mm	20	2
1320682	HSK100AHSK100140M	HSK100	110	140	8mm	40	7
1520596	HSK100AHSK100200M	HSK100	110	200	8mm	40	9

NOTE: Do not overtorque actuation screw; use torque recommendations above.
 Supplied with actuation mechanism and sealing ring.
 HSK coolant unit and wrench are available and must be ordered separately; see page L44.
 With HSK adapters to DIN 69893-1 Form A or Form C, coolant pipe must be removed.



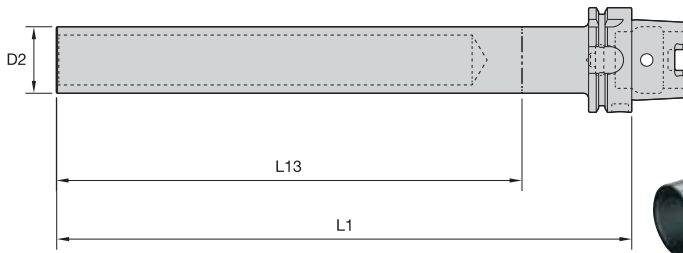
ERICKSON

■ KM-HSK Form A

order number	catalog number	system size	D2	L1	spare parts package	wrench size actuation screw	Nm	kg
1139877	HSK100AKM32075M	KM32	32	75	KM32PKG3S	5mm	8	2,25
1140647	HSK100AKM40080M	KM40	40	80	KM40PKG3S	6mm	12	2,42
1140651	HSK100AKM50100M	KM50	50	100	KM50PKG3S	10mm	27	2,87
1140655	HSK100AKM63115M	KM63	63	115	KM63PKG3S	12mm	47	3,67
1255791	HSK100AKM80125M	KM80	80	125	KM80PKG3S	14mm	79	5,04

NOTE: Do not overtorque actuation screw; use torque recommendations above.
 Supplied with KM actuation mechanism.
 HSK coolant unit and wrench are available and must be ordered separately; see page L44.

- For acceptance testing on machine tool spindles.
- 0,003mm (.0001") maximum TIR.
- Precision ground.



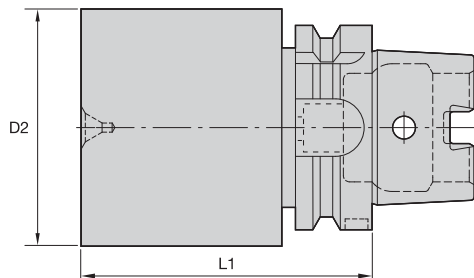
HSK100A Shank Tools

ERICKSON

■ GB-HSK Form A

order number	catalog number	D2		L1		L13		kg
		mm	in	mm	in	mm	in	
1316356	HSK100AGB40349M	40,0	1.57	349,0	13.74	300,0	11.81	3,73

- Machinable front 32–38 RW C.



ERICKSON

■ BB-HSK Form A

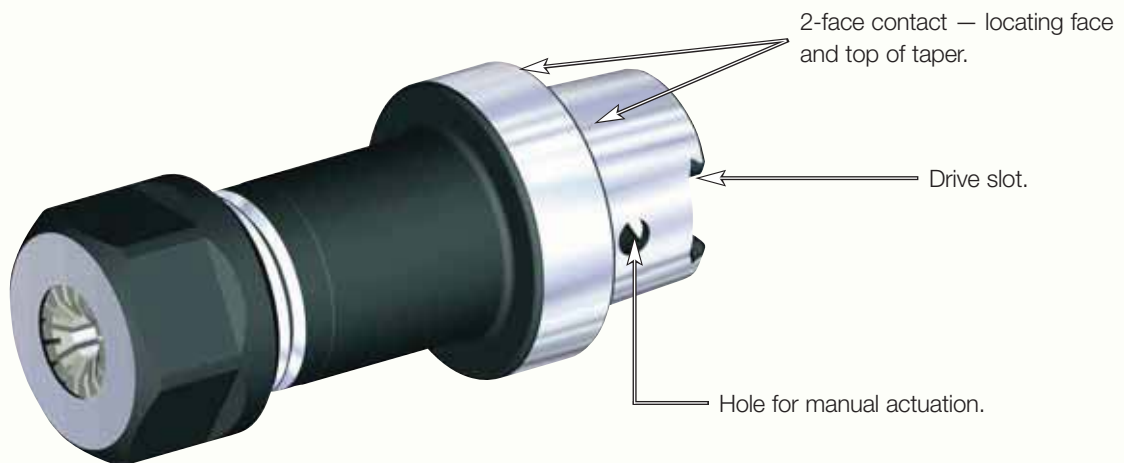
order number	catalog number	D2	L1	kg
1026681	HSK100ABB100300M	100,8	300	18,11
1015290	HSK100ABB200175M	200,8	175	34,36

NOTE: HSK coolant unit and wrench are available and must be ordered separately; see page L44.

ERICKSON™ HSK Shank Tooling System • HSK32C Series

Primary Application

ERICKSON HSK Face Contact Short Taper Tooling is manufactured from premium materials and to the latest DIN/ISO specification standards. Form C versions are generally used in transfer lines, multispindles, and special machines without automatic tool changers.





Features and Benefits

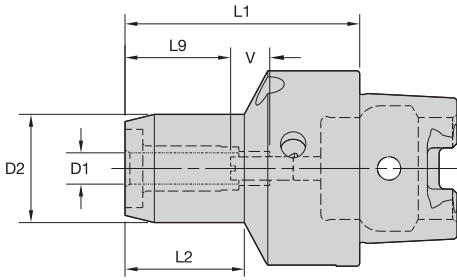
- ISO 12164-1/DIN 69893-1 Form C 1:10 short taper.
- High axial and radial repeatability.
- Maximum 100 bar (1,500 psi) coolant pressure.

HSK32C Shank Tools

Hydraulic Chucks Standard HP Line • Trend Line



HSK32C Shank Tools

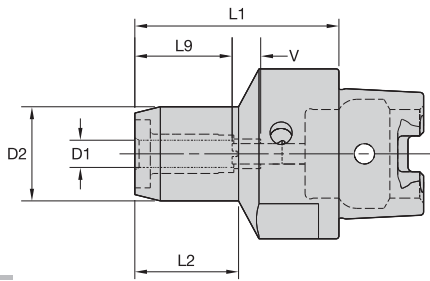


ERICKSON

■ HC MM-HSK Form C

order number	catalog number	D1	D2	L1	L2	L9	V	actuation wrench	wrench size actuation screw	length-adjustment wrench	wrench size stop screw	kg
1245412	HSK32CHC06060M	6	25,7	60	33	26	10	170.254	4mm	170.002	2,5mm	2,77
1245413	HSK32CHC08060M	8	27,7	60	33	26	10	170.254	4mm	170.002	2,5mm	2,92
1245414	HSK32CHC10065M	10	29,7	65	38	31	10	170.254	4mm	170.002	2,5mm	3,30
1245415	HSK32CHC12070M	12	31,6	70	43	36	10	170.254	4mm	170.002	2,5mm	3,67

NOTE: Do not overtorque actuation screw. Tighten by hand until stop is felt.
 Hydraulic chuck technical section, see page M84.
 Supplied with stop screw.
 Actuation wrench must be ordered separately.
 Reduction sleeves are available and must be ordered separately; see page J6.



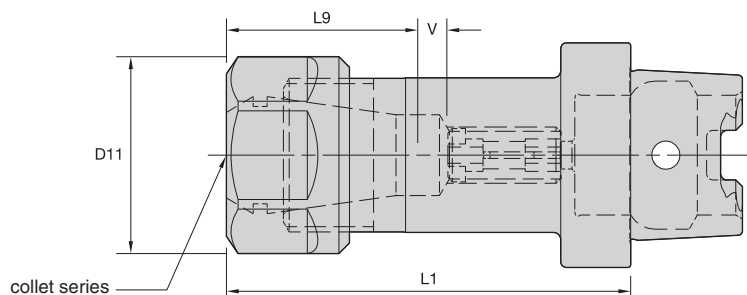
ERICKSON

■ HC Trend MM-HSK Form C

order number	catalog number	D1	D2	L1	L2	L9	V	actuation wrench	wrench size actuation screw	length-adjustment wrench	wrench size stop screw	kg
1809981	HSK32CHCT06060M	6	25,7	60	33	26	10	170.254	4mm	170.003	3mm	0,30
1809982	HSK32CHCT08060M	8	27,7	60	33	26	10	170.254	4mm	170.003	3mm	0,30
1809983	HSK32CHCT10065M	10	29,7	65	38	31	10	170.254	4mm	170.003	3mm	0,40
1809984	HSK32CHCT12070M	12	31,6	70	43	36	10	170.254	4mm	170.003	3mm	0,40

NOTE: Do not overtorque actuation screw. Tighten by hand until stop is felt.
 Hydraulic chuck technical section, see page M84.
 Supplied with stop screw.
 Actuation wrench must be ordered separately.
 Reduction sleeves are available and must be ordered separately; see page J6.

- Grip (2:1 advantage).



HSK32C Shank Tools

ERICKSON

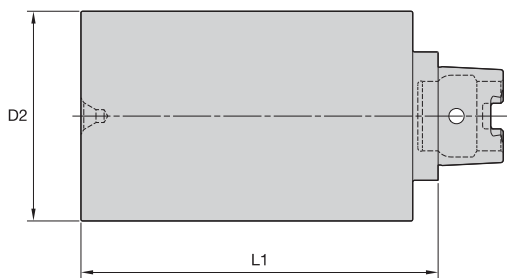
ER Hex-HSK Form C



order number	catalog number	collet series	D11	L1	L9	V	locknut	wrench	counterbore collet torque (Nm)	straight collet torque (Nm)	stop screw	wrench size stop screw	kg
1139068	HSK32CER16060M	ER16	28	60	32	2	LNHER16M	OEW25M	40	56	571.068	4mm	0,19

NOTE: Collet must be loaded into locknut first. Before loading into the chuck body, insert the cutting tool, then tighten to the recommended tightening torque.
 Collet chuck technical section, see page M98.
 Supplied with locknut and stop screw.
 Locknut wrench must be ordered separately.
 ER standard straight-bore collets, see page J50.
 ER tap collets, see pages J58–J59.
 ER TCT tension-only tap collets, see page J60.

- Machinable front 32–38 RW C.



ERICKSON

BB-HSK Form C

order number	catalog number	D2	L1	kg
1519723	HSK32CBB034100M	34,8	100,0	0,73
1519724	HSK32CBB034200M	34,8	200,0	1,48
1519725	HSK32CBB053150M	53,8	150,0	2,54




ERICKSON™ HSK Shank Tooling System • HSK40C Series

Primary Application

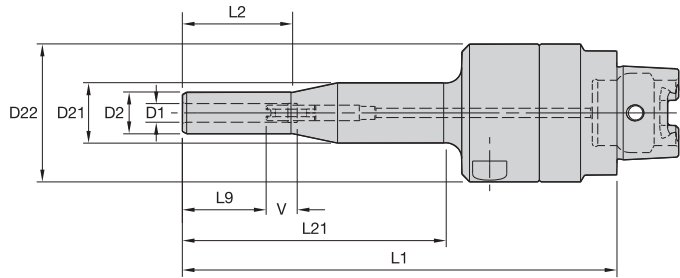
ERICKSON HSK Face Contact Short Taper Tooling is manufactured from premium materials and to the latest DIN/ISO specification standards. Form C versions are generally used in transfer lines, multispindles, and special machines without automatic tool changers.





Features and Benefits

- ISO 12164-1/DIN 69893-1 Form C 1:10 short taper.
- High axial and radial repeatability.
- Maximum 100 bar (1,500 psi) coolant pressure.



HSK40C Shank Tools

ERICKSON

■ HC Slim-T MM-HSK Form C

order number	catalog number	D1	D2	D21	D22	L1	L2	L9	L21	V	kg
3061272	HSK40CHCSLT06140M	6	13,5	19,5	44,5	140	35	27	85	10	0,72
3061273	HSK40CHCSLT08140M	8	15,5	19,5	44,5	140	35	27	85	10	0,73

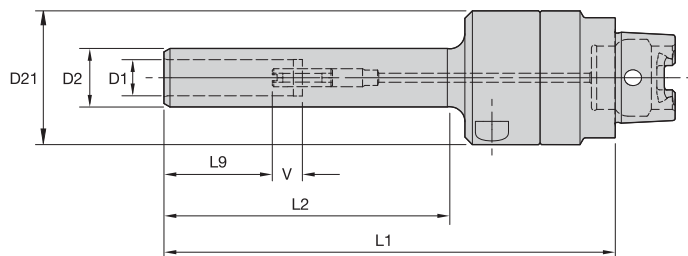
■ Spare Parts



catalog number	actuation wrench	wrench size actuation screw	length-adjustment wrench	wrench size stop screw
HSK40CHCSLT06140M	170.135	5mm	170.002	2,5mm
HSK40CHCSLT08140M	170.135	5mm	170.002	2,5mm

(continued)

(HC Slim HSK Form C continued)



HSK40C Shank Tools

■ HC Slim MM-HSK Form C

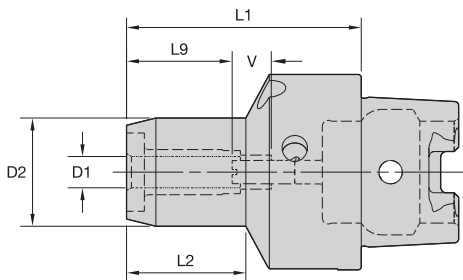
order number	catalog number	D1	D2	D21	L1	L2	L9	V	kg
3061275	HSK40CHCSLT12150M	12	19,5	44,5	150,0	95	36	10	0,76
3061276	HSK40CHCSLT14150M	14	21,5	52,5	150,0	95	36	10	0,96
3061277	HSK40CHCSLT16150M	16	23,5	52,5	150,0	95	39	10	0,98
3061278	HSK40CHCSLT18150M	18	25,5	52,5	150,0	95	39	10	1,02
3061279	HSK40CHCSLT20150M	20	27,5	52,5	150,0	95	41	10	1,06

■ Spare Parts



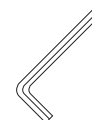
catalog number	actuation wrench	wrench size actuation screw	length-adjustment wrench	wrench size stop screw
HSK40CHCSLT12150M	170.135	5mm	170.003	3mm
HSK40CHCSLT14150M	170.135	5mm	170.003	3mm
HSK40CHCSLT16150M	170.135	5mm	170.005	5mm
HSK40CHCSLT18150M	170.135	5mm	170.005	5mm
HSK40CHCSLT20150M	170.135	5mm	170.005	5mm

NOTE: Do not overtorque actuation screw. Tighten by hand until stop is felt.
 Hydraulic chuck technical section, see page M84.
 Supplied with stop screw.
 Actuation wrenches must be ordered separately.
 Unable to use SEFAS™ chamfering rings on this design.
 Reduction sleeves are available and must be ordered separately; see page J2.



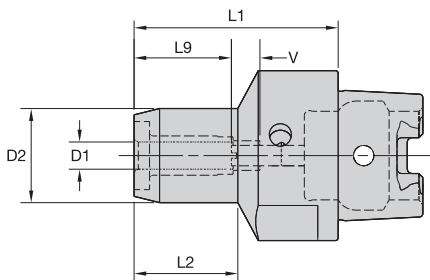
ERICKSON

■ HC MM-HSK Form C



order number	catalog number	D1	D2	L1	L2	L9	V	actuation wrench	wrench size actuation screw	length-adjustment wrench	wrench size stop screw	kg
1245493	HSK40CHC06060M	6	25,7	60	33	26	10	170.135	5mm	170.002	2,5mm	0,30
1245494	HSK40CHC08060M	8	27,7	60	33	26	10	170.135	5mm	170.002	2,5mm	0,30
1245495	HSK40CHC10065M	10	29,7	65	39	30	10	170.135	5mm	170.002	2,5mm	0,50
1245496	HSK40CHC12070M	12	31,6	70	44	36	10	170.135	5mm	170.002	2,5mm	0,60

NOTE: Do not overtorque actuation screw. Tighten by hand until stop is felt.
Hydraulic chuck technical section, see page M84.
Supplied with stop screw.
Actuation wrench must be ordered separately.
Reduction sleeves are available and must be ordered separately; see page J2.



ERICKSON

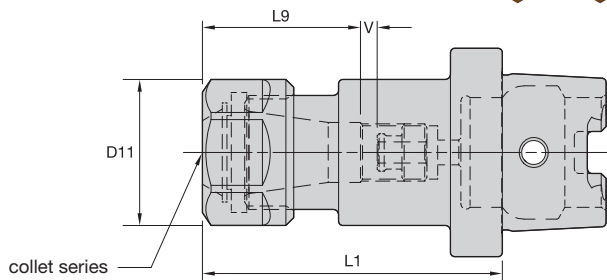
■ HC Trend MM-HSK Form C



order number	catalog number	D1	D2	L1	L2	L9	V	actuation wrench	wrench size actuation screw	wrench size stop screw	kg
1809985	HSK40CHCT06060M	6	25,7	60	33	26	10	170.135	5mm	3mm	0,30
1809986	HSK40CHCT08060M	8	27,7	60	33	26	10	170.135	5mm	3mm	0,30
1809987	HSK40CHCT10065M	10	29,7	65	39	30	10	170.135	5mm	3mm	0,50
1809988	HSK40CHCT12070M	12	31,6	70	44	36	10	170.135	5mm	3mm	0,60

NOTE: Do not overtorque actuation screw. Tighten by hand until stop is felt.
Hydraulic chuck technical section, see page M84.
Supplied with stop screw.
Actuation wrench must be ordered separately.
Reduction sleeves are available and must be ordered separately; see page J2.
HSK coolant unit and wrench are available and must be ordered separately; see page L44.

- Grip (2:1 advantage).



HSK40C Shank Tools

ERICKSON

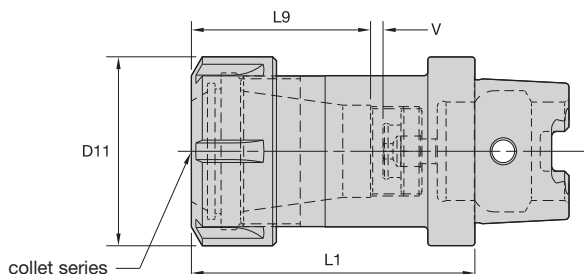
ER Hex-HSK Form C

ER collet series	mm		inch	
	min	max	min	max
ER16	0,5	10,0	.02	.41
ER25	1,0	16,0	.04	.63
ER32	2,0	20,0	.08	.81

order number	catalog number	collet series	D11	L1	L9	V	kg
1253864	HSK40CER16060M	ER16	28	60	32	5,00	0,27

Spare Parts

catalog number	locknut	wrench	counterbore collet torque (Nm)	straight collet torque (Nm)	stop screw	wrench size stop screw
HSK40CER16060M	LNHSER16M	OEW25M	40	56	SS044038G	4mm & 5/32



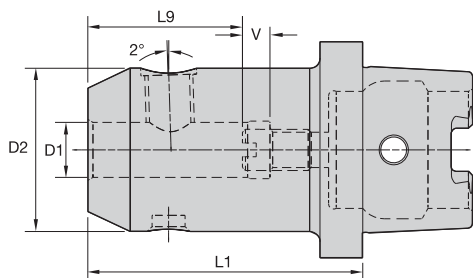
ER Round-HSK Form C

order number	catalog number	collet series	D11	L1	L9	V	kg
1253866	HSK40CER25070M	ER25	42	70	40	5	0,41
1125645	HSK40CER32075M	ER32	50	75	45	5	0,57

Spare Parts

catalog number	round locknut	wrench	Nm	stop screw	wrench size stop screw
HSK40CER25070M	LNSER25M	ER25WM	104	SS075041G	4mm & 5/32
HSK40CER32075M	LNSER32M	ER32WM	136	SS094041G	4mm & 5/32

NOTE: Collet must be loaded into locknut first. Before loading into the chuck body, insert the cutting tool, then tighten to the recommended tightening torque.
 Collet chuck technical section, see page M98.
 Supplied with locknut and stop screw.
 Locknut wrench must be ordered separately.
 ER standard straight-bore collets, see page J50.
 ER tap collets, see pages J58–J59.
 ER TCT tension-only tap collets, see page J60.



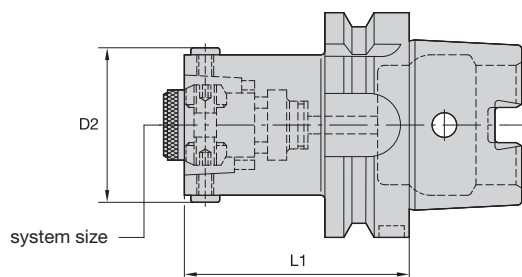
ERICKSON™

■ WN MM-HSK Form C



order number	catalog number	D1	D2	L1	L9	V	lock screw	wrench size lock screw	Nm	stop screw	wrench size stop screw	kg
1123137	HSK40CWN16075M	16	48	75	40	8	—	6mm	24	571.075	6mm	0,86

NOTE: Do not overtighten lock screw; use torque recommendations above.
Supplied with lock screw and stop screw.
Lock screw or stop screw wrenches are not included.
HSK coolant unit and wrench are available and must be ordered separately; see page L44.



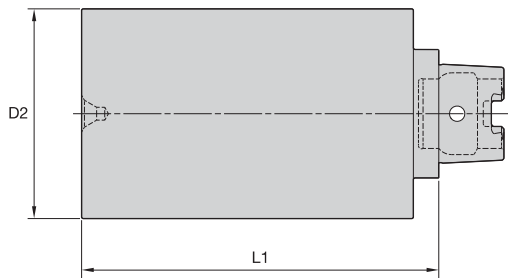
ERICKSON™

■ HSK-HSK Form C

order number	catalog number	system size	D2	L1	wrench size actuation screw	Nm	kg
1520613	HSK40CHSK32050M	HSK32	37	50	3mm	6	0,40

NOTE: Do not overtorque actuation screw; use torque recommendations above.
Supplied with actuation mechanism and sealing ring.
HSK coolant unit and wrench are available and must be ordered separately; see page L44.

- Machinable front 32–38 RW C.



HSK40C Shank Tools

ERICKSON

■ BB-HSK Form C

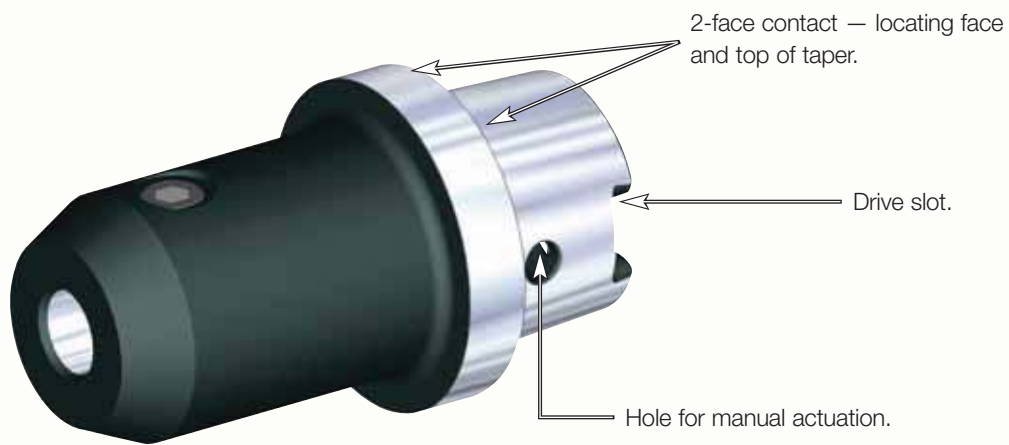
order number	catalog number	D2	L1	kg
1519726	HSK40CBB040100M	40,8	100	0,99
1519727	HSK40CBB040200M	40,8	200	2,02
1519729	HSK40CBB063150M	63,8	150	3,57



ERICKSON™ HSK Shank Tooling System • HSK50C Series

Primary Application

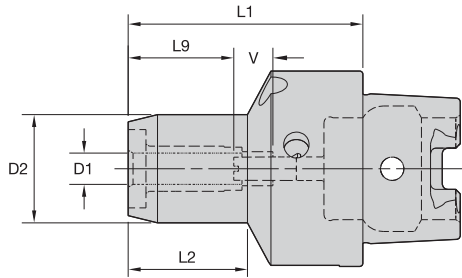
ERICKSON HSK Face Contact Short Taper Tooling is manufactured from premium materials and to the latest DIN/ISO specification standards. Form C versions are generally used in transfer lines, multispindles, and special machines without automatic tool changers.





Features and Benefits

- ISO 12164-1/DIN 69893-1 Form C 1:10 short taper.
- High axial and radial repeatability.
- Maximum 100 bar (1,500 psi) coolant pressure.



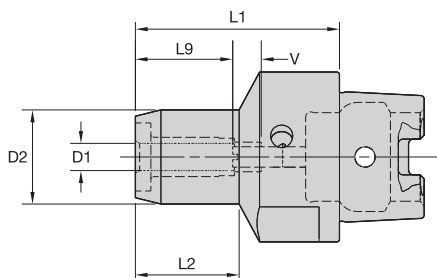
ERICKSON

■ HC MM-HSK Form C



order number	catalog number	D1	D2	L1	L2	L9	V	actuation wrench	wrench size actuation screw	length-adjustment wrench	wrench size stop screw	kg
1245497	HSK50CHC06060M	6	25,7	60	31	27	10	170.135	5mm	170.002	2,5mm	0,53
1245498	HSK50CHC08060M	8	27,7	60	31	27	10	170.135	5mm	170.002	2,5mm	0,55
1245499	HSK50CHC10065M	10	29,7	65	36	30	10	170.135	5mm	170.002	2,5mm	0,60
1245500	HSK50CHC12075M	12	31,6	75	46	36	10	170.135	5mm	170.002	2,5mm	0,80
1245501	HSK50CHC14075M	14	33,6	75	47	36	10	170.135	5mm	170.003	3mm	0,90
1245502	HSK50CHC16080M	16	37,6	80	53	39	10	170.135	5mm	170.003	3mm	1,00
1245503	HSK50CHC18080M	18	39,6	80	54	39	10	170.135	5mm	170.003	3mm	1,00
1245504	HSK50CHC20080M	20	41,6	80	54	40	10	170.135	5mm	170.003	3mm	1,10

NOTE: Do not overtorque actuation screw. Tighten by hand until stop is felt.
Hydraulic chuck technical section, see page M84.
Supplied with stop screw.
Actuation wrench must be ordered separately.
Reduction sleeves are available and must be ordered separately; see page L44.



HSK50C Shank Tools

ERICKSON

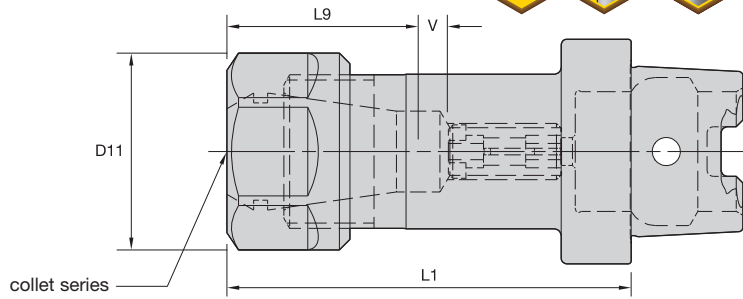

■ HC Trend MM-HSK Form C



order number	catalog number	D1	D2	L1	L2	L9	V	actuation wrench	wrench size actuation screw	stop screw	wrench size stop screw	kg
1809989	HSK50CHCT06060M	6	25,7	60	31	27	10	170.135	5mm	571.071	3mm	0,54
1809990	HSK50CHCT08060M	8	27,7	60	31	27	10	170.135	5mm	571.071	3mm	0,55
1809991	HSK50CHCT10065M	10	29,7	65	36	30	10	170.135	5mm	571.071	3mm	0,60
1809992	HSK50CHCT12075M	12	31,6	75	46	36	10	170.135	5mm	571.071	3mm	0,70
1810013	HSK50CHCT14075M	14	33,6	75	47	36	10	170.135	5mm	571.063	5mm	0,70
1810014	HSK50CHCT16080M	16	37,6	80	53	39	10	170.135	5mm	571.063	5mm	0,80
1810015	HSK50CHCT18080M	18	39,6	80	54	39	10	170.135	5mm	571.063	5mm	0,80
1810016	HSK50CHCT20080M	20	41,6	80	54	40	10	170.135	5mm	571.063	5mm	0,80

NOTE: Do not overtorque actuation screw. Tighten by hand until stop is felt.
 Hydraulic chuck technical section, see page M84.
 Supplied with stop screw.
 Wrenches must be ordered separately.
 Actuation wrench must be ordered separately.
 Reduction sleeves are available and must be ordered separately; see page J2.

- Grip (2:1 advantage).



HSK50C Shank Tools

ERICKSON™

■ ER Hex-HSK Form C

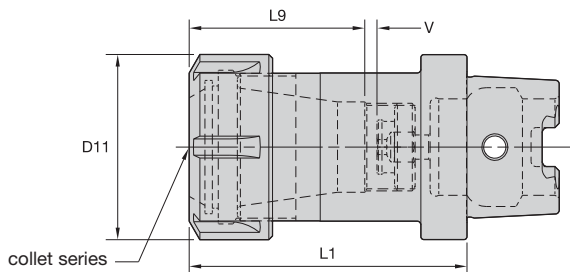
ER collet series	Collet Capacity			
	mm	inch	min	max
ER16	0,5	10,0	.02	.41
ER25	1,0	16,0	.04	.63
ER32	2,0	20,0	.08	.81

order number	catalog number	collet series	D11	L1	L9	V	kg
1139074	HSK50CER16060M	ER16	28	60	28	5	0,38

■ Spare Parts



catalog number	locknut	wrench	counterbore collet torque (Nm)	straight collet torque (Nm)	stop screw	wrench size stop screw
HSK50CER16060M	LNHSER16M	OEW25M	40	56	TTSS08014M	4mm



■ ER Round-HSK Form C

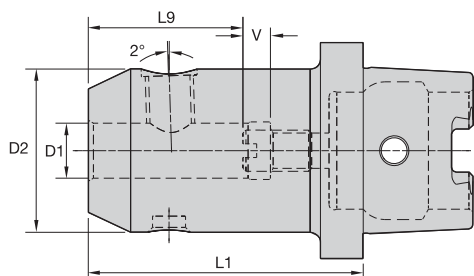
order number	catalog number	collet series	D11	L1	L9	V	kg
1120659	HSK50CER25070M	ER25	42	70	40	5	0,50
1126932	HSK50CER32075M	ER32	50	75	45	5	0,67

■ Spare Parts



catalog number	round locknut	wrench	counterbore collet torque (Nm)	stop screw	wrench size stop screw
HSK50CER25070M	LNSER25M	ER25WM	104	SS075041G	4mm & 5/32
HSK50CER32075M	LNSER32M	ER32WM	136	SS094041G	4mm & 5/32

NOTE: Collet must be loaded into locknut first. Before loading into the chuck body, insert the cutting tool, then tighten to the recommended tightening torque.
 Collet chuck technical section, see page M98.
 Supplied with locknut and stop screw.
 Locknut wrench must be ordered separately.
 ER standard straight-bore collets, see page J50.
 ER tap collets, see pages J58–J59.
 ER TCT tension-only tap collets, see page J60.



HSK50C Shank Tools

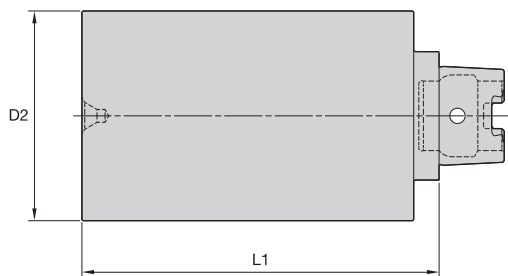
ERICKSON

■ WN MM-HSK Form C

order number	catalog number	D1	D2	L1	L9	V	lock screw	wrench size lock screw	Nm	stop screw	wrench size stop screw	kg
1519772	HSK50CWN06060M	6	25	60	28	6	SS03M012	3mm	7	571.060	2,5mm	0,38
1519774	HSK50CWN08060M	8	28	60	28	6	SS03M014	4mm	15	571.067	3mm	0,42
1131275	HSK50CWN10065M	10	35	65	30	6	SS03M018	5mm	25	571.068	5mm	0,56
1131266	HSK50CWN12075M	12	42	75	38	8	SS03M023	6mm	35	571.074	5mm	0,80
1519777	HSK50CWN14075M	14	44	75	38	8	SS03M023	6mm	35	571.074	5mm	0,85
1519638	HSK50CWN16080M	16	48	80	41	10	SS03M025	6mm	50	571.075	6mm	1,03
1519639	HSK50CWN18080M	18	50	80	41	10	SS03M025	6mm	50	571.075	6mm	1,10
1519791	HSK50CWN20080M	20	52	80	39	8	SS03M026	8mm	95	571.076	6mm	1,15

NOTE: Do not overtighten clamp screw; use torque recommendations above.
 Supplied with clamp screw and stop screw.
 Clamp screw or stop screw wrenches are not included.

- Machinable front 32–38 RW C.



ERICKSON

■ BB-HSK Form C

order number	catalog number	D2	L1	kg
1519733	HSK50CBB053100M	53,8	100	1,77
1519745	HSK50CBB053200M	53,8	200	3,55
1519750	HSK50CBB083175M	83,8	175	7,23

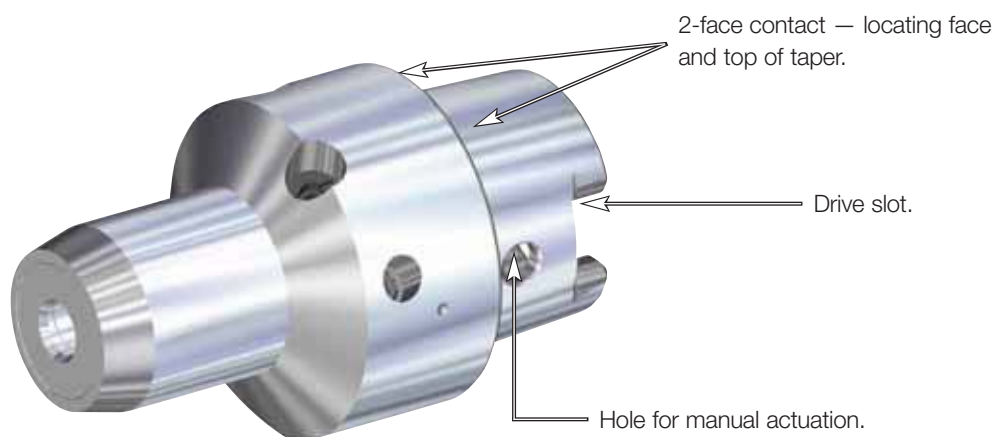
ERICKSON™ HSK Shank Tooling System • HSK63C Series

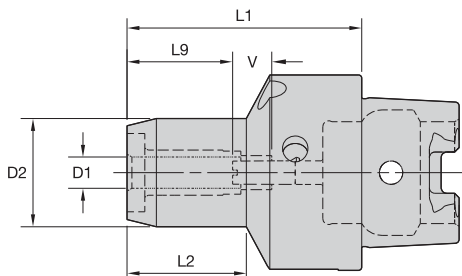
Primary Application

ERICKSON HSK Face Contact Short Taper Tooling is manufactured from premium materials and to the latest DIN/ISO specification standards. Form C versions are generally used in transfer lines, multispindles, and special machines without automatic tool changers.

Features and Benefits

- ISO 12164-1/DIN 69893-1 Form C 1:10 short taper.
- High axial and radial repeatability.
- Maximum 100 bar (1,500 psi) coolant pressure.





HSK63C Shank Tools

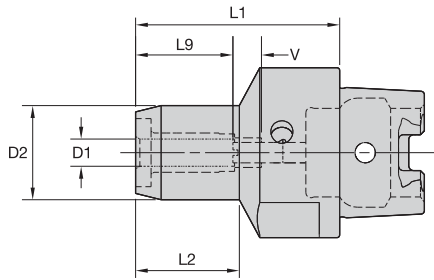
ERICKSON

■ HC MM-HSK Form C



order number	catalog number	D1	D2	L1	L2	L9	V	actuation wrench	wrench size actuation screw	wrench size stop screw	kg
1245505	HSK63CHC06060M	6	25,7	60	26	26	10	170.135	5mm	2,5mm	0,84
1245506	HSK63CHC08060M	8	27,7	60	26	26	10	170.135	5mm	2,5mm	0,86
1245507	HSK63CHC10065M	10	29,7	65	32	30	10	170.135	5mm	2,5mm	0,89
1245508	HSK63CHC12075M	12	31,6	75	43	36	10	170.135	5mm	2,5mm	0,96
1245509	HSK63CHC14075M	14	33,6	75	43	36	10	170.135	5mm	3mm	0,97
1245510	HSK63CHC16080M	16	37,6	80	49	39	10	170.135	5mm	3mm	1,07
1245511	HSK63CHC18080M	18	39,6	80	50	39	10	170.135	5mm	3mm	1,10
1245512	HSK63CHC20080M	20	41,6	80	51	40	10	170.135	5mm	3mm	1,11
1245513	HSK63CHC25095M	25	49,9	95	52	46	10	170.136	6mm	4mm	1,57
1191022	HSK63CHC32100M	32	59,9	100	60	50	10	170.136	6mm	4mm	1,89

NOTE: Do not overtorque actuation screw. Tighten by hand until stop is felt.
 Hydraulic chuck technical section, see page M84.
 Wrenches must be ordered separately.
 Supplied with stop screw.
 Reduction sleeves are available and must be ordered separately; see page J2.



ERICKSON

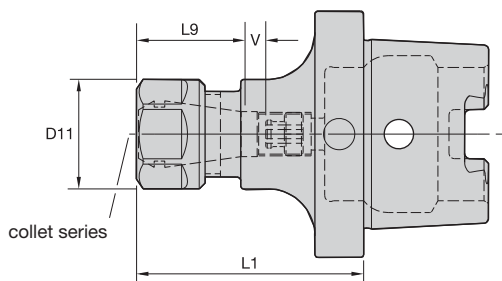
■ HC Trend MM-HSK Form C



order number	catalog number	D1	D2	L1	L2	L9	V	actuation wrench	wrench size actuation screw	wrench size stop screw	kg
1810017	HSK63CHCT06060M	6	25,7	60	26	26	10	170.135	5mm	3mm	0,90
1810018	HSK63CHCT08060M	8	27,7	60	26	26	10	170.135	5mm	3mm	0,90
1810019	HSK63CHCT10065M	10	29,7	65	32	30	10	170.135	5mm	3mm	0,90
1810020	HSK63CHCT12075M	12	31,6	75	43	36	10	170.135	5mm	3mm	1,00
1810021	HSK63CHCT14075M	14	33,6	75	43	36	10	170.135	5mm	5mm	1,00
1810022	HSK63CHCT16080M	16	37,6	80	49	39	10	170.135	5mm	5mm	1,10
1810023	HSK63CHCT18080M	18	39,6	80	50	39	10	170.135	5mm	5mm	1,10
1810024	HSK63CHCT20080M	20	41,6	80	51	40	10	170.135	5mm	5mm	1,10
1810025	HSK63CHCT25095M	25	49,9	95	52	46	10	170.136	6mm	5mm	1,60
1810026	HSK63CHCT32100M	32	59,9	100	60	50	10	170.136	6mm	5mm	1,90

NOTE: Do not overtorque actuation screw. Tighten by hand until stop is felt.
Hydraulic chuck technical section, see page M84.
Wrenches must be ordered separately.
Supplied with stop screw.
Reduction sleeves are available and must be ordered separately, see page J2.

- Grip (2:1 advantage).



HSK63C Shank Tools

ERICKSON

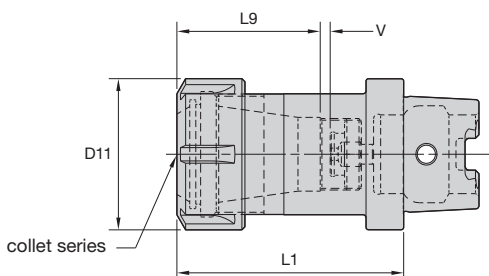
■ ER Hex-HSK Form C

ER collet series	Collet Capacity			
	mm		inch	
	min	max	min	max
ER16	0,5	10,0	.02	.41
ER25	1,0	16,0	.04	.63
ER32	2,0	20,0	.08	.81
ER40	3,0	26,0	.12	1.00

order number	catalog number	collet series	D11	L1	L9	V	kg
1253865	HSK63CER16060M	ER16	28	60	32	5	0,55

■ Spare Parts

catalog number	locknut	wrench	counterbore collet torque (Nm)	straight collet torque (Nm)	stop screw	wrench size stop screw
HSK63CER16060M	LNHSER16M	OE25M	40	56	SS044038G	4mm & 5/32



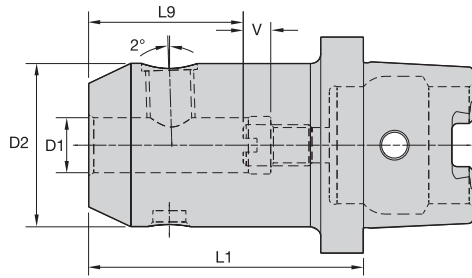
■ ER Round-HSK Form C

order number	catalog number	collet series	D11	L1	L9	V	kg
1253908	HSK63CER25070M	ER25	42	70	40	5	0,78
1253910	HSK63CER32075M	ER32	50	75	45	5	0,97
1253911	HSK63CER40080M	ER40	63	80	54	3	1,14

■ Spare Parts

catalog number	round locknut	wrench	Nm	stop screw	wrench size stop screw
HSK63CER25070M	LNSER25M	ER25WM	104	SS075041G	4mm & 5/32
HSK63CER32075M	LNSER32M	ER32WM	136	SS094041G	4mm & 5/32
HSK63CER40080M	LNSER40M	ER40WM	176	SS112041G	4mm & 5/32

NOTE: Collet must be loaded into locknut first. Before loading into the chuck body, insert the cutting tool, then tighten to the recommended tightening torque.
 Collet chuck technical section, see page M98.
 Supplied with locknut and stop screw.
 Locknut wrench must be ordered separately.
 ER standard straight-bore collets, see page J50.
 ER tap collets, see pages J58-J59.
 ER TCT tension-only tap collets, see page J60.



HSK63C Shank Tools

ERICKSON™

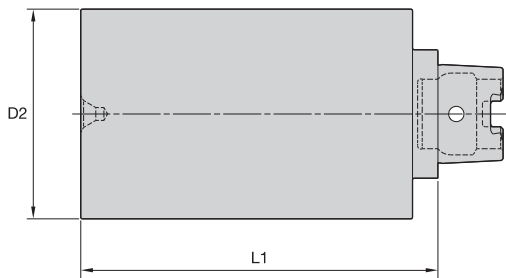
■ WN MM-HSK Form C



order number	catalog number	D1	D2	L1	L9	V	lock screw	wrench size clamp screw	Nm	stop screw	wrench size stop screw	kg
1519797	HSK63CWN12075M	12	42	75	36	10	SS03M023	6mm	24	571.074	6mm	0,97
1519798	HSK63CWN14075M	14	44	75	36	10	SS03M023	6mm	24	571.074	6mm	1,02
1139503	HSK63CWN16080M	16	48	80	40	10	SS03M025	6mm	24	571.075	6mm	1,20
1519800	HSK63CWN18080M	18	50	80	40	10	SS03M025	6mm	24	571.075	6mm	1,25
1120623	HSK63CWN20080M	20	52	80	36	10	SS03M026	8mm	58	571.076	8mm	1,31
1124323	HSK63CWN25095M	25	65	95	50	10	SS03M027	10mm	92	571.077	10mm	2,17

NOTE: Do not overtighten lock screw; use torque recommendations above.
Supplied with lock screw and stop screw.
Lock screw or stop screw wrenches are not included.

- Machinable front 32–38 RW C.



HSK63C Shank Tools

ERICKSON

■ BB-HSK Form C

order number	catalog number	D2	L1	kg
1519755	HSK63CBB063100M	63,8	100	2,56
1519756	HSK63CBB063200M	63,8	200	5,06
1519757	HSK63CBB102175M	102,8	175	10,92

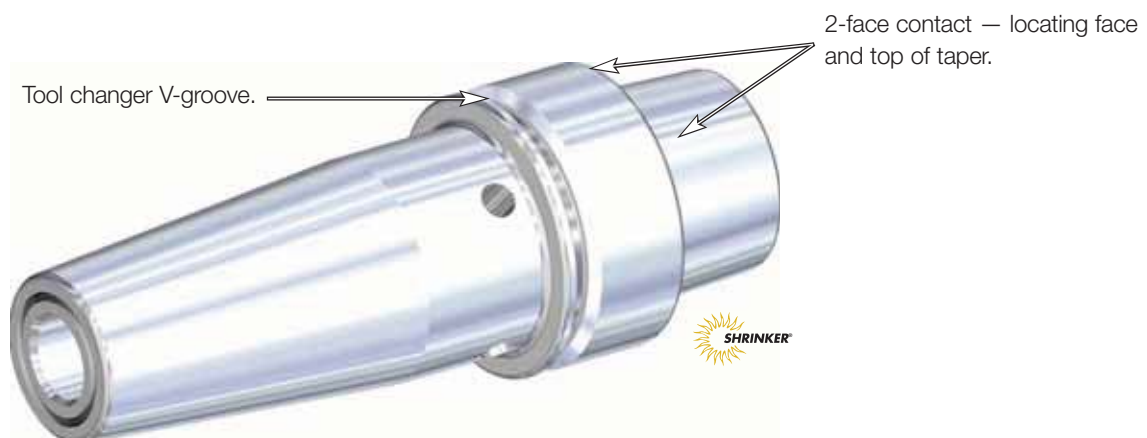
ERICKSON™ HSK Shank Tooling System • HSK40E Series

Primary Application

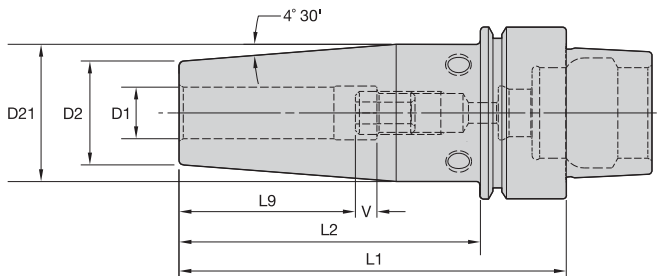
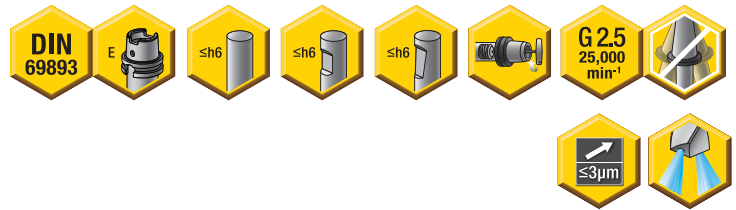
ERICKSON HSK Face Contact Short Taper Tooling is manufactured from premium materials and to the latest DIN/ISO specification standards. Form E versions do not have drive slots or indexing features and are suited for high speeds in machining centers and milling machines with automatic tool changers. Exact RPM limits can only be determined by considering machine and spindle configurations in conjunction with tooling design and safety limits factored as a complete system.

Features and Benefits

- ISO 12164-1/DIN 69893-1 Form E 1:10 short taper.
- High axial and radial repeatability.
- Maximum 100 bar (1,500 psi) coolant pressure.



- Balanceable — fine tune with optional M6 set screws.
- Suitable for carbide and HSS cutting tools (requirements below).



HSK40E Shank Tools

Cutting Tool Shank Requirements
metric (ISO standard)

cutting tool shank diameter	tolerance	
3	h4	0,000/-0,003
4	h4	0,000/-0,004
5	h5	0,000/-0,005
6	h6	0,000/-0,008
8 & 10	h6	0,000/-0,009
12, 14, 16, & 18	h6	0,000/-0,011
20	h6	0,000/-0,013

ERICKSON

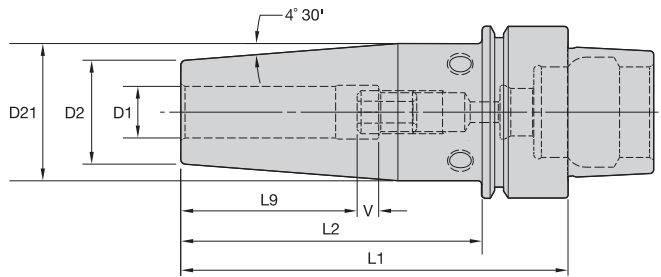
■ TT GP HPV MM-HSK Form E



order number	catalog number	D1	D2	D21	L1	L2	L9	V	stop screw	wrench size stop screw	kg
3867169	HSK40EHPVTT03060M	3	9	13	60	32	14	10	TTSS05014M	2,5mm	0,27
3867170	HSK40EHPVTT04060M	4	9	13	60	32	15	10	TTSS05014M	2,5mm	0,27
3867171	HSK40EHPVTT05060M	5	9	13	60	32	15	10	TTSS06014M	3mm	0,27
3867172	HSK40EHPVTT06080M	6	21	27	80	60	26	10	TTSS05014M	2,5mm	0,42
3867263	HSK40EHPVTT08080M	8	21	27	80	60	26	10	TTSS06014M	3mm	0,41
3867264	HSK40EHPVTT10080M	10	24	32	80	60	31	10	TTSS08014M	4mm	0,47
3867265	HSK40EHPVTT12090M	12	24	32	90	70	36	10	TTSS10014M	5mm	0,51
3867266	HSK40EHPVTT14090M	14	27	34	90	70	36	10	TTSS10014M	5mm	0,57
3867267	HSK40EHPVTT16090M	16	27	34	90	70	39	10	TTSS12014M	6mm	0,54
3867268	HSK40EHPVTT18095M	18	33	41	95	95	39	10	TTSS12014M	6mm	0,71
3867269	HSK40EHPVTT20095M	20	33	41	95	95	41	10	TTSS16014M	8mm	0,68

(continued)

(TT GP HPV HSK Form E continued)



Cutting Tool Shank Requirements
inch (industry standard)

cutting tool shank diameters	tolerance
1/4, 5/16, & 3/8	.0000/-0.0004
7/16, 1/2, 9/16, 5/8, & 11/16	.0000/-0.0004
3/4	.0000/-0.0005

HSK40E Shank Tools

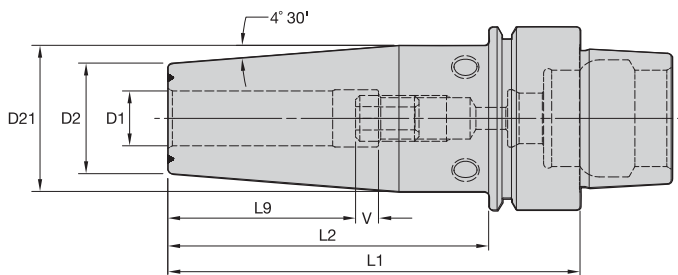
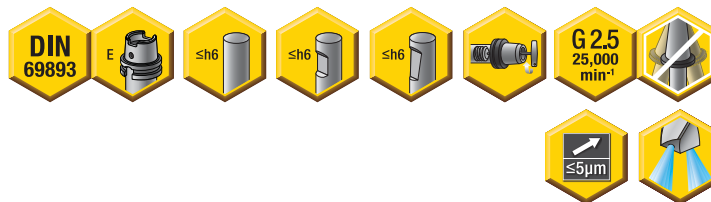
■ TT GP HPV IN-HSK Form E



order number	catalog number	D1	D2	D21	L1	L2	L9	V	stop screw	wrench size stop screw	lbs
3863718	HSK40EHPVTT025315	1/4	.83	1.06	3.15	2.36	1.02	.39	TTSS05014M	2,5mm	.92
3863719	HSK40EHPVTT031315	5/16	.83	1.06	3.15	2.36	1.02	.39	TTSS06014M	3mm	.90
3863720	HSK40EHPVTT038315	3/8	.94	1.26	3.15	2.36	1.22	.39	TTSS08014M	4mm	1.04
3863721	HSK40EHPVTT050354	1/2	.94	1.26	3.54	2.76	1.42	.39	TTSS10014M	5mm	1.12
3863722	HSK40EHPVTT056354	9/16	1.06	1.33	3.54	2.76	1.42	.39	TTSS10014M	5mm	1.24
3863753	HSK40EHPVTT062354	5/8	1.06	1.33	3.54	2.76	1.54	.39	TTSS12014M	6mm	1.20
3863754	HSK40EHPVTT075374	3/4	1.30	1.65	3.74	3.74	1.61	.39	TTSS16014M	8mm	1.52

NOTE: Do not overheat. Overheating will destroy the accuracy and functionality of the toolholder.
 Shrink Fit technical section, see page M78.
 Supplied with stop screw.
 Adjusting stop screw gage, see page M81.
 Shrink Fit accessories, see pages L12-L13.
 Optional M6-1.0P x 5mm lg fine-balancing screw set (10 pieces) is available. Order number is MS1276PKG and must be ordered separately.
 HSK coolant unit and wrench are available and must be ordered separately; see page L44.

- 30–50% higher clamping torque compared to GP line.
- Balanceable — fine tune with optional M6 set screws.
- Suitable for carbide only, designated by groove in front face (requirements below).
- 10 kW power or greater Shrink Fit device must be used.



Cutting Tool Shank Requirements
metric (ISO standard)

cutting tool shank diameter	tolerance	
12, 14, 16, & 18	h6	0,000/-0,011
20	h6	0,000/-0,013

ERICKSON

■ TT-HT-HPV-MM-HSK Form E



order number	catalog number	D1	D2	D21	L1	L2	L9	V	stop screw	wrench size stop screw	kg
3867229	HSK40EHPVTTHT12090M	12	24	32	90	70	36	10	TTSS10014M	5mm	0,51
3867230	HSK40EHPVTTHT14090M	14	27	34	90	70	36	10	TTSS10014M	5mm	0,57
3867231	HSK40EHPVTTHT16090M	16	27	34	90	70	39	10	TTSS12014M	6mm	0,54
3867232	HSK40EHPVTTHT18095M	18	33	41	95	95	39	10	TTSS12014M	6mm	0,71
3867233	HSK40EHPVTTHT20095M	20	33	41	95	95	41	10	TTSS16014M	8mm	0,68

Cutting Tool Shank Requirements
inch (industry standard)

cutting tool shank diameters	tolerance
1/2, 9/16, & 5/8	.0000/- .0004
3/4	.0000/- .0005

■ TT-HT-HPV-IN-HSK Form E



order number	catalog number	D1	D2	D21	L1	L2	L9	V	stop screw	wrench size stop screw	lbs
3862413	HSK40EHPVTTHT050354	1/2	.94	1.26	3.54	2.76	1.42	.39	TTSS10014M	5mm	1.12
3862414	HSK40EHPVTTHT056354	9/16	1.06	1.33	3.54	2.76	1.42	.39	TTSS10014M	5mm	1.25
3862415	HSK40EHPVTTHT062354	5/8	1.06	1.33	3.54	2.76	1.54	.39	TTSS12014M	6mm	1.20
3862416	HSK40EHPVTTHT075374	3/4	1.30	1.61	3.74	3.74	1.61	.39	TTSS16014M	8mm	1.52

NOTE: Do not overheat. Overheating will destroy the accuracy and functionality of the toolholder.

Shrink Fit technical section, see page M78.

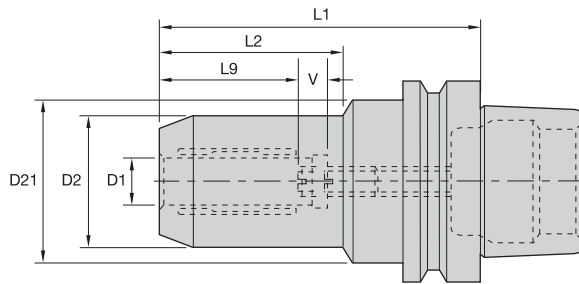
Supplied with stop screw.

Adjusting stop screw gage, see page M81.

Shrink Fit accessories, see pages L12–L13.

Optional M6–1.0P x 5mm lg fine-balancing screw set (10 pieces) is available. Order number is MS1276PKG and must be ordered separately.

HSK coolant unit and wrench are available and must be ordered separately; see page L44.



HSK40E Shank Tools

ERICKSON

■ HC Trend MM-HSK Form E



order number	catalog number	D1	D2	D21	L1	L2	L9	V	actuation wrench	wrench size actuation screw	stop screw wrench	wrench size stop screw	kg
2288133	HSK40EHCT06080M	6	25,7	32	80	35	27	10	170.135	5mm	170.003	3mm	0,47
2288134	HSK40EHCT08080M	8	27,7	32	80	36	27	10	170.135	5mm	170.003	3mm	0,49
2288135	HSK40EHCT10085M	10	29,7	32	85	38	31	10	170.135	5mm	170.003	3mm	0,53
2288136	HSK40EHCT12090M	12	31,6	32	90	40	36	10	170.135	5mm	170.003	3mm	0,57
2387467	HSK40EHCT14100M	14	33,6	50	100	42	36	10	170.135	5mm	170.005	5mm	0,80
2387468	HSK40EHCT16100M	16	37,6	50	100	47	39	10	170.135	5mm	170.005	5mm	0,85
2387469	HSK40EHCT18100M	18	39,6	50	100	47	39	10	170.135	5mm	170.005	5mm	0,87
2387470	HSK40EHCT20100M	20	41,6	50	100	48	41	10	170.135	5mm	170.005	5mm	0,89

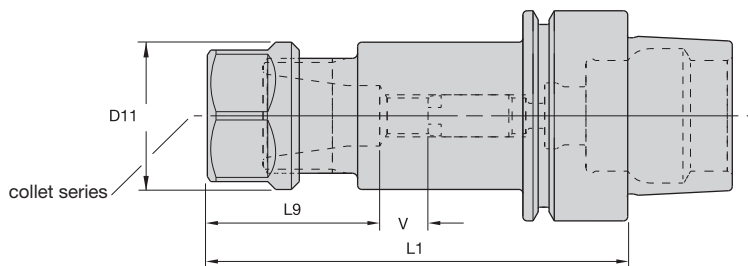
■ HC Trend IN-HSK Form E



order number	catalog number	D1	D2	D21	L1	L2	L9	V	actuation wrench	wrench size actuation screw	stop screw wrench	wrench size stop screw	lbs
2260223	HSK40EHCT025315	1/4	1.01	1.25	3.15	1.38	1.06	.39	170.135	5mm	170.003	3mm	1.03
2260224	HSK40EHCT038335	3/8	1.17	1.25	3.55	1.58	1.22	.39	170.135	5mm	170.003	3mm	1.17
2260225	HSK40EHCT050354	1/2	1.24	1.25	3.54	1.69	1.42	.39	170.135	5mm	170.003	3mm	1.23
2387471	HSK40EHCT062394	5/8	1.48	1.96	3.94	1.83	1.54	.39	170.135	5mm	170.005	5mm	1.87
2387472	HSK40EHCT075394	3/4	1.64	1.96	3.94	1.89	1.61	.39	170.135	5mm	170.005	5mm	1.98

NOTE: Do not overtorque actuation screw. Tighten by hand until stop is felt.
Hydraulic chuck technical section, see page M84.
Supplied with stop screw.
Actuation wrench must be ordered separately.
Reduction sleeves are available and must be ordered separately; see page J2.
HSK coolant unit and wrench are available and must be ordered separately; see page L44.

- Grip (2:1 advantage).



HSK40E Shank Tools

ERICKSON

ER Hex-HSK Form E

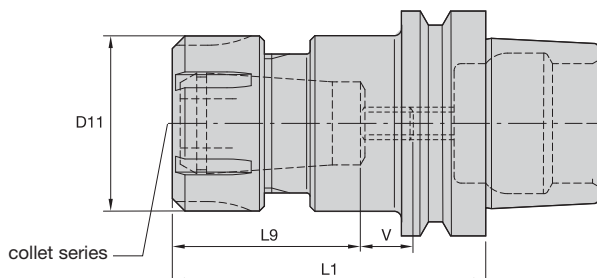
ER collet series	Collet Capacity			
	min	max	min	max
ER16	0,5	10,0	.02	.41
ER25	1,0	16,0	.04	.63
ER32	2,0	20,0	.08	.81

order number	catalog number	collet series	D11	L1	L9	V	kg
2260355	HSK40EER16080M	ER16	28	80	27	5	0,41

Spare Parts



catalog number	locknut	wrench	counterbore collet torque (Nm)	straight collet torque (Nm)	stop screw	wrench size stop screw
HSK40EER16080M	LNHSER16M	OEW25M	40	56	571.068	4mm & 5/32



ER Round-HSK Form E


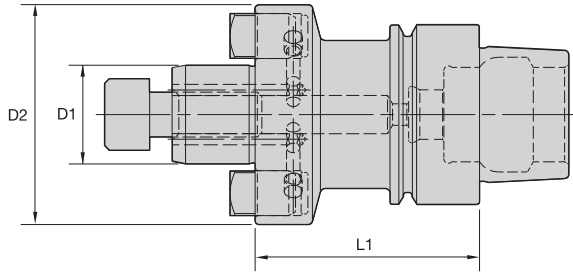
order number	catalog number	collet series	D11	L1	L9	V	kg
1795995	HSK40EER25080M	ER25	42	80	31	5	0,51
2386949	HSK40EER32100M	ER32	50	100	40	5	0,71

Spare Parts



catalog number	round locknut	wrench	Nm	stop screw	wrench size stop screw
HSK40EER25080M	LNSER25M	ER25WM	104	571.062	4mm & 5/32
HSK40EER32100M	LNSER32M	ER32WM	136	571.062	4mm & 5/32


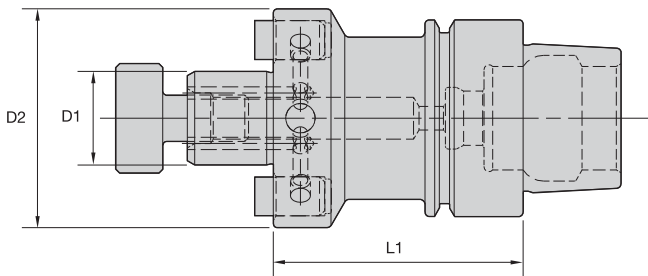
NOTE: Collet must be loaded into locknut first. Before loading into the chuck body, insert the cutting tool, then tighten to the recommended tightening torque.
 Collet chuck technical section, see page M84.
 Supplied with locknut and stop screw.
 Locknut wrench must be ordered separately.
 ER standard straight-bore collets, see page J50.
 ER tap collets, see pages J58–J59.
 ER TCT tension-only tap collets, see page J60.
 HSK coolant unit and wrench are available and must be ordered separately; see page L44.



ERICKSON™

■ SMC Cap MM-HSK Form E

order number	catalog number	D1	D2	L1	lock screw	drive key	wrench size lock screw	kg
3872675	HSK40ESM2C16050M	16	38	50	MS1294	KDK16M	6mm	0,46
3872677	HSK40ESM2C22050M	22	42	50	MS1234	—	8mm	0,52
3872674	HSK40ESMC16050M	16	44	50	MS1294	KDK16M	6mm	0,50
3872676	HSK40ESMC22050M	22	49	50	MS1234	KDK22M	8mm	0,57

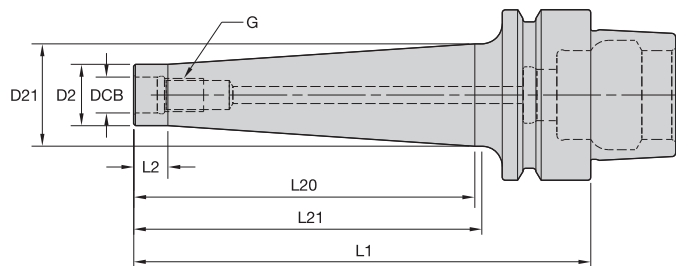


■ SMC Lock IN-HSK Form E

order number	catalog number	D1	D2	L1	lock screw	drive key	wrench size retention screw	lbs
3762420	HSK40ESM2C050200	1/2	1.20	2.00	KLS05	KDK04	3/16	.88
3762422	HSK40ESM2C075200	3/4	1.46	2.00	KLS07	—	1/4	1.05
3762419	HSK40ESMC050200	1/2	1.44	2.00	KLS05	KDK04	3/16	.98
3762421	HSK40ESMC075200	3/4	1.75	2.00	KLS07	KDK05	1/4	1.16



NOTE: Do not overtighten lock screw; use torque recommendations above.
 Supplied with lock screw and drive keys.
 Interchangeable coolant-style lock screws are available and must be ordered separately, see page L38.
 Lock screw wrench not included.
 For HSK coolant unit and wrench; see page L44.



HSK40E Shank Tools

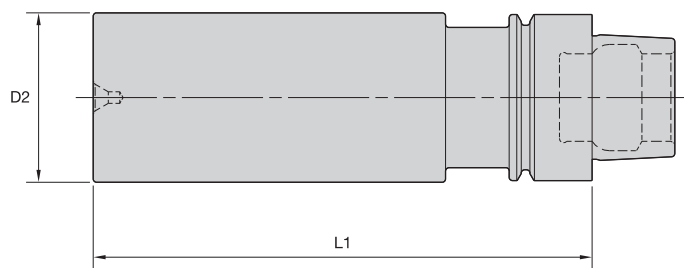
ERICKSON

■ ST-HSK Form E

order number	catalog number	DCB	G	D2	D21	L1	L2	L20	L21	kg
4061429	HSK40EST06053M	6,5	M6	10	—	53	27	—	—	0,22
4061430	HSK40EST06078M	6,5	M6	10	20	78	10	50	52	0,28
4061431	HSK40EST06103M	6,5	M6	10	23	103	10	75	77	0,33
4061432	HSK40EST08053M	8,5	M8	13	15	53	10	25	27	0,23
4061433	HSK40EST08078M	8,5	M8	13	23	78	10	50	52	0,31
4061434	HSK40EST08103M	8,5	M8	13	23	103	10	75	77	0,35
4061435	HSK40EST08128M	8,5	M8	13	25	128	10	100	102	0,42
4061436	HSK40EST10053M	10,5	M10	18	20	53	10	25	27	0,26
4061437	HSK40EST10078M	10,5	M10	18	25	78	10	50	52	0,35
4061438	HSK40EST10103M	10,5	M10	18	28	103	10	75	77	0,44
4061439	HSK40EST10128M	10,5	M10	18	30	128	10	100	102	0,55

NOTE: HSK coolant unit and wrench are available and must be ordered separately; see page L44.

- Machinable front 32–38 RW C.



ERICKSON

■ BB-HSK Form E

order number	catalog number	D2	L1	kg
2260650	HSK40EBB040120M	40,8	120,0	1,17

NOTE: HSK coolant unit and wrench are available and must be ordered separately; see page L44.

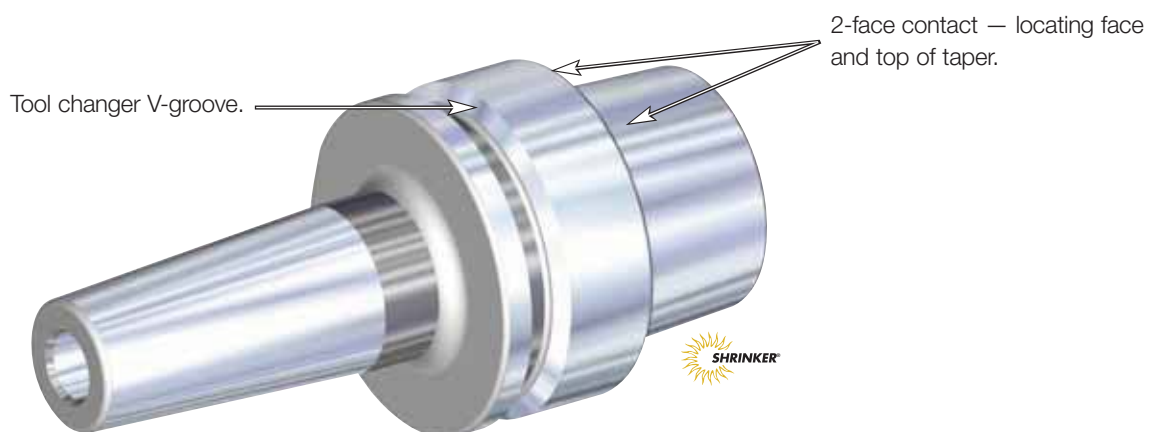
ERICKSON™ HSK Shank Tooling System • HSK50E Series

Primary Application

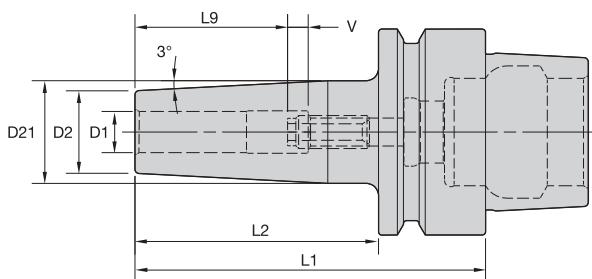
ERICKSON HSK Face Contact Short Taper Tooling is manufactured from premium materials and to the latest DIN/ISO specification standards. Form E versions do not have drive slots or indexing features and are suited for high speeds in machining centers and milling machines with automatic tool changers. Exact RPM limits can only be determined by considering machine and spindle configurations in conjunction with tooling design and safety limits factored as a complete system.

Features and Benefits

- ISO 12164-1/DIN 69893-1 Form E 1:10 short taper.
- High axial and radial repeatability.
- Maximum 100 bar (1,500 psi) coolant pressure.



- Suitable for carbide and HSS cutting tools (requirements below).



Cutting Tool Shank Requirements
metric (ISO standard)

cutting tool shank diameter	tolerance	
3	h4	0,000/-0,003
4	h4	0,000/-0,004
5	h5	0,000/-0,005
6	h6	0,000/-0,008
8 & 10	h6	0,000/-0,009
12, 14, 16, & 18	h6	0,000/-0,011
20	h6	0,000/-0,013

HSK50E Shank Tools

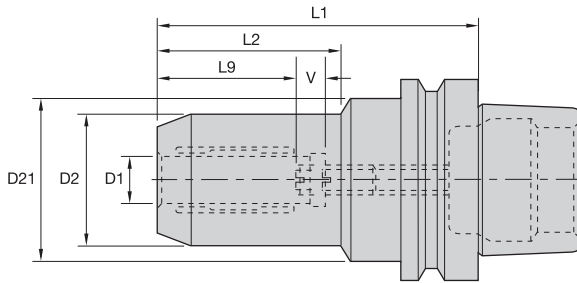
ERICKSON

■ TT MD MM-HSK Form E



order number	catalog number	D1	D2	D21	L1	L2	L9	V	stop screw	wrench size stop screw	kg
2386938	HSK50ETTMD03080M	3	9	13	80	54	15	5	TTSS05018M	2,5mm	0,44
2386939	HSK50ETTMD04080M	4	9	13	80	54	15	5	TTSS05018M	2,5mm	0,44
2386940	HSK50ETTMD05080M	5	10	14	80	54	15	5	TTSS06020M	3mm	0,45
2386941	HSK50ETTMD06080M	6	12	16	80	54	26	10	TTSS05018M	2,5mm	0,47
2386942	HSK50ETTMD08080M	8	16	20	80	54	26	10	TTSS06020M	3mm	0,51
2386943	HSK50ETTMD10085M	10	20	25	85	59	32	10	TTSS08020M	4mm	0,57
2386944	HSK50ETTMD12090M	12	24	30	90	64	37	10	TTSS08020M	4mm	0,65
2386945	HSK50ETTMD14090M	14	26	31	90	64	37	10	TTSS08020M	4mm	0,68
2386946	HSK50ETTMD16095M	16	28	34	95	69	40	10	TTSS12020M	6mm	0,74
2386947	HSK50ETTMD18095M	18	30	36	95	69	40	10	TTSS12020M	6mm	0,77
2386948	HSK50ETTMD20100M	20	34	41	100	74	42	10	TTSS16020M	8mm	0,91

NOTE: Do not overheat. Overheating will destroy the accuracy and functionality of the toolholder.
 Shrink Fit technical section, see page M78.
 Supplied with stop screw.
 Adjusting stop screw gage, see page M81.
 Shrink Fit accessories, see pages L12–L13.
 HSK coolant unit and wrench are available and must be ordered separately; see page L44.



HSK50E Shank Tools

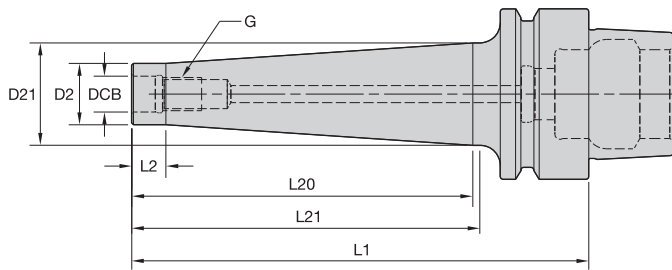
ERICKSON™

■ HC Trend MM-HSK Form E



order number	catalog number	D1	D2	D21	L1	L2	L9	V	actuation wrench	wrench size actuation screw	adjusting screw	wrench size adjusting screw	kg
2288137	HSK50EHCT06080M	6	25,7	40	80	35	27	10	170.135	5mm	571.061	3mm	0,69
2288138	HSK50EHCT08080M	8	27,7	40	80	36	27	10	170.135	5mm	571.061	3mm	0,71
2288139	HSK50EHCT10085M	10	29,7	40	85	38	31	10	170.135	5mm	571.061	3mm	0,76
2288140	HSK50EHCT12090M	12	31,6	40	90	40	36	10	170.135	5mm	571.061	3mm	0,80
2288141	HSK50EHCT14105M	14	33,6	50	105	42	36	10	170.135	5mm	571.063	5mm	1,06
2288142	HSK50EHCT16105M	16	37,6	50	105	47	39	10	170.135	5mm	571.063	5mm	1,10
2288143	HSK50EHCT18105M	18	39,6	50	105	47	39	10	170.135	5mm	571.063	5mm	1,12
2288144	HSK50EHCT20105M	20	41,6	50	105	48	41	10	170.135	5mm	571.063	5mm	1,14

NOTE: Do not overtorque actuation screw. Tighten by hand until stop is felt.
Hydraulic chuck technical section, see page M84.
Wrenches must be ordered separately.
Supplied with stop screw.
Reduction sleeves are available and must be ordered separately; see page J2.
HSK coolant unit and wrench are available and must be ordered separately; see page L44.



HSK50E Shank Tools

ERICKSON

■ ST-HSK Form E

order number	catalog number	DCB	G	D2	D21	L1	L2	L20	L21	kg
4062449	HSK50EST06059M	6,5	M6	10	—	59	27	—	—	0,42
4062450	HSK50EST06084M	6,5	M6	10	20	84	10	50	52	0,48
4062451	HSK50EST06109M	6,5	M6	10	23	109	10	75	77	0,54
4062452	HSK50EST08059M	8,5	M8	13	15	59	10	25	27	0,44
4062843	HSK50EST08084M	8,5	M8	13	23	84	10	50	52	0,51
4062844	HSK50EST08109M	8,5	M8	13	23	109	10	75	77	0,55
4062845	HSK50EST08134M	8,5	M8	13	25	134	10	100	102	0,63
4062846	HSK50EST10059M	10,5	M10	18	20	59	10	25	27	0,46
4062847	HSK50EST10084M	10,5	M10	18	25	84	10	50	52	0,55
4062848	HSK50EST10109M	10,5	M10	18	28	109	10	75	77	0,65
4062849	HSK50EST10134M	10,5	M10	18	30	134	10	100	102	0,75

NOTE: HSK coolant unit and wrench are available and must be ordered separately; see page L44.

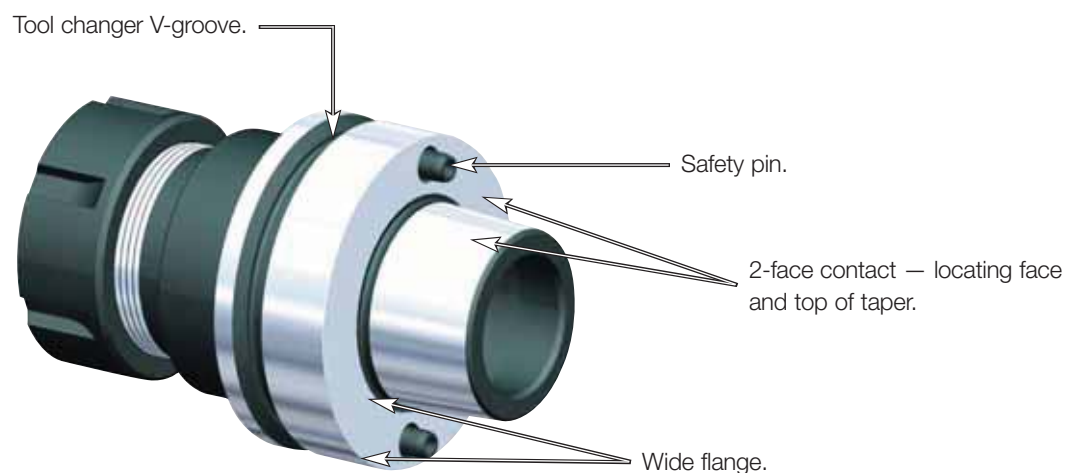
ERICKSON™ HSK Shank Tooling System • HSK63F (Pin) Series

Primary Application

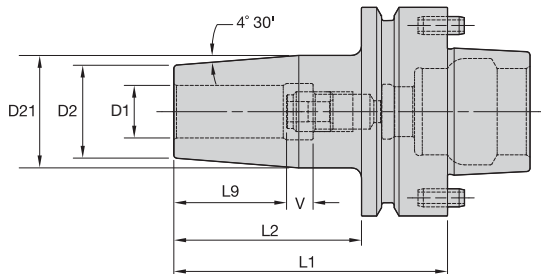
ERICKSON HSK Face Contact Short Taper Tooling is manufactured from premium materials and to the latest DIN/ISO specification standards. Form F versions with pin do not have drive slots or indexing features and with their greater flange surface area support, are suited for high speeds in machining centers and milling machines with automatic tool changers. Exact RPM limits can only be determined by considering machine and spindle configurations in conjunction with tooling design and safety limits factored as a complete system.

Features and Benefits

- ISO 12164-1/DIN 69893-1 Form F (with pin) 1:10 short taper.
- High axial and radial repeatability.
- Maximum 100 bar (1,500 psi) coolant pressure.



- 30–50% higher clamping torque compared to GP line.
- Suitable for carbide only, designated by groove in front face (requirements below).
- 10 kW power or greater Shrink Fit device must be used.



HSK63F (Pin) Shank Tools

Cutting Tool Shank Requirements
inch (industry standard)

cutting tool shank diameters	tolerance
1/4 & 3/8	.0000/-0.0004
1/2 & 5/8	.0000/-0.0004
3/4 & 1	.0000/-0.0005

ERICKSON

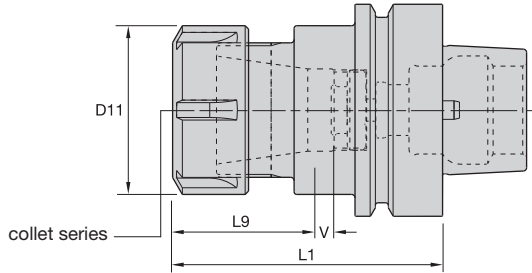
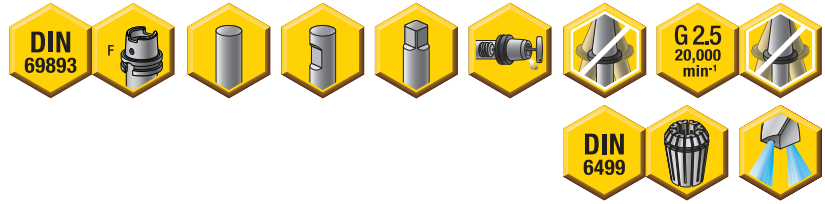
■ TT HT HPV IN-HSK Form F (Pin)



order number	catalog number	D1	D2	D21	L1	L2	L9	V	stop screw	wrench size stop screw	lbs
2636755	HSK63FPTTHT025300	1/4	.87	1.06	3.00	1.98	1.02	.39	TTSS05014M	2,5mm	1.81
2636757	HSK63FPTTHT038300	3/8	1.02	1.26	3.00	1.86	1.22	.39	TTSS08014M	4mm	1.94
2636758	HSK63FPTTHT050325	1/2	.98	1.26	3.25	2.11	1.42	.39	TTSS10014M	5mm	1.94
2636759	HSK63FPTTHT062325	5/8	1.10	1.33	3.25	2.11	1.38	.27	TTSS12014M	6mm	2.02
2636761	HSK63FPTTHT075325	3/4	1.34	1.61	3.25	2.11	1.38	.20	TTSS16014M	8mm	2.29
2636762	HSK63FPTTHT100325	1	1.77	2.05	3.25	2.19	1.61	.20	TTSS16014M	8mm	2.83

NOTE: Do not overheat. Overheating will destroy the accuracy and functionality of the toolholder.
 Shrink Fit technical section, see page M78.
 Supplied with stop screw.
 Adjusting stop screw gage, see page M81.
 Shrink Fit accessories, see pages L12–L13.
 HSK coolant unit and wrench are available and must be ordered separately; see page L44.

- Grip (2:1 advantage).



ER collet series	Collet Capacity			
	mm		inch	
	min	max	min	max
ER32	2,0	20,0	.08	.81

■ ER Round-HSK Form F (Pin)

order number	catalog number	collet series	D11	L1	L9	V	kg
2657176	HSK63FPER32080M	ER32	50	80	43	4	1,10

■ Spare Parts



catalog number	locknut	wrench	Nm	stop screw	wrench size stop screw
HSK63FPER32080M	LNSER32M	ER32WM	136	SS094041G	4mm & 5/32

NOTE: Collet must be loaded into locknut first. Before loading into the chuck body, insert the cutting tool, then tighten to the recommended tightening torque.
Collet chuck technical section, see page M98.
Supplied with locknut and stop screw.
Locknut wrench must be ordered separately.
ER standard straight-bore collets, see page J50.
ER tap collets, see pages J58–J59.
ER TCT tension-only tap collets, see page J60.
HSK coolant unit and wrench are available and must be ordered separately; see page L44.



KM4X™

The Next Generation Spindle Interface for Heavy-Duty Machining!

KM4X is designed to take on your most aggressive machining jobs. This next generation KM™ spindle interface should be your first choice for heavy-duty machining applications. It's especially suited for large structural components, like titanium aerospace components.

We engineered these rotating and static tool adaptors to handle 3x more bending capacity than similar competitive models.

What does this mean for you?

- Enables full use of machine and cutting tools for the highest productivity.
- Higher metal removal rates.
- Can retrofit to existing machines to boost throughput without buying new equipment.
- Ideal for aerospace and transportation industry machining jobs.

Experience the advantages at your Authorized Kennametal Distributor or at www.kennametal.com.

www.kennametal.com




ERICKSON™ HSK Shank Tooling System • HSK80F (Pin) Series

Primary Application

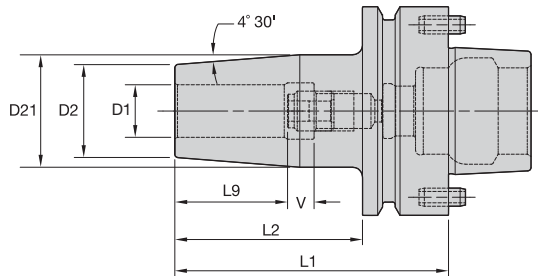
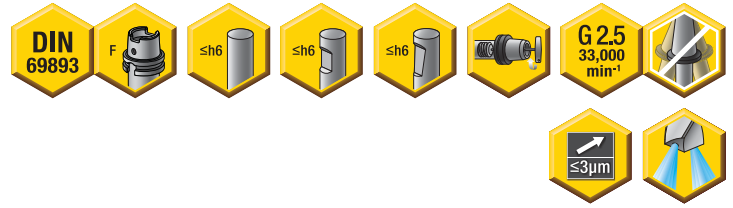
ERICKSON HSK Face Contact Short Taper Tooling is manufactured from premium materials and to the latest DIN/ISO specification standards. Form F versions with pin do not have drive slots or indexing features and with their greater flange surface area support, are suited for high speeds in machining centers and milling machines with automatic tool changers. Exact RPM limits can only be determined by considering machine and spindle configurations in conjunction with tooling design and safety limits factored as a complete system.

Features and Benefits

- ISO 12164-1/DIN 69893-1 Form F (with pin) 1:10 short taper.
- High axial and radial repeatability.
- Maximum 100 bar (1,500 psi) coolant pressure.



- 30–50% higher clamping torque compared to GP line.
- Suitable for carbide only, designated by groove in front face (requirements below).
- 10 kW power or greater Shrink Fit device must be used.



HSK80F (Pin) Shank Tools

Cutting Tool Shank Requirements
inch (industry standard)

cutting tool shank diameter	tolerance
1/4 & 3/8	.0000/- .0004
1/2 & 5/8	.0000/- .0004
3/4, 1, & 1-1/4	.0000/- .0005

ERICKSON

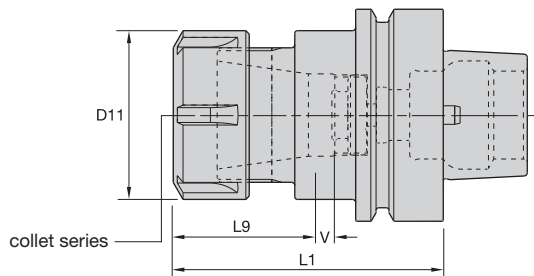
■ TT HT HPV IN-HSK Form F (Pin)



order number	catalog number	D1	D2	D21	L1	L2	L9	V	stop screw	wrench size stop screw	lbs
2952218	HSK80FPTTHT025325	1/4	.83	1.06	3.25	2.11	1.02	.39	TTSS05014M	2,5mm	2.76
2952219	HSK80FPTTHT038325	3/8	.98	1.26	3.25	2.11	1.22	.39	TTSS08014M	4mm	2.91
2952220	HSK80FPTTHT050325	1/2	.98	1.26	3.25	2.11	1.42	.28	TTSS10014M	5mm	2.86
2952221	HSK80FPTTHT062325	5/8	1.10	1.33	3.25	2.11	1.38	.31	TTSS12014M	6mm	2.93
2952222	HSK80FPTTHT075325	3/4	1.36	1.65	3.25	2.11	1.38	.31	TTSS16014M	8mm	3.23
2952223	HSK80FPTTHT100350	1	1.77	2.08	3.50	2.36	1.73	.31	TTSS16014M	8mm	3.97
2952224	HSK80FPTTHT125350	1 1/4	1.77	2.08	3.50	2.36	1.73	.20	TTSS16014M	8mm	3.71

NOTE: Do not overheat. Overheating will destroy the accuracy and functionality of the toolholder.
 Shrink Fit technical section, see page M78.
 Supplied with stop screw.
 Adjusting stop screw gage, see page M81.
 Shrink Fit accessories, see pages L12–L13.
 HSK coolant unit and wrench are available and must be ordered separately; see page L44.

- Grip (2:1 advantage).



HSK80F (Pin) Shank Tools

ERICKSON™

ER collet series	Collet Capacity		Collet Capacity	
	mm		inch	
	min	max	min	max
ER32	2,0	20,0	.08	.81

■ ER Round-HSK Form F (Pin)


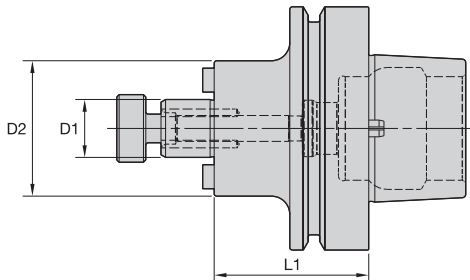
order number	catalog number	collet series	D11	L1	L9	V	kg
2952216	HSK80FPER32085M	ER32	50	85	43	4	1,59

■ Spare Parts



catalog number	locknut	wrench	Nm	stop screw	wrench size stop screw
HSK80FPER32085M	LNSER32M	ER32WM	136	SS094041G	4mm & 5/32

NOTE: Collet must be loaded into locknut first. Before loading into the chuck body, insert the cutting tool, then tighten to the recommended tightening torque.
 Collet chuck technical section, see page M98.
 Supplied with locknut and stop screw.
 Locknut wrench must be ordered separately.
 ER standard straight-bore collets, see page J50.
 ER tap collets, see pages J58–J59.
 ER TCT tension-only tap collets, see page J60.
 HSK coolant unit and wrench are available and must be ordered separately; see page L44.



HSK80F (Pin) Shank Tools

ERICKSON

■ SMC Lock IN-HSK Form F (Pin)



order number	catalog number	D1	D2	L1	lock screw	drive key	wrench size lock screw	lbs
3763070	HSK80FPSM2C075200	3/4	1.46	2.00	KLS07	—	1/4	2.89
3763069	HSK80FPSMC075200	3/4	1.75	2.00	KLS07	KDK05	1/4	3.10

NOTE: Do not overtighten lock screw.
 Supplied with lock screw and drive keys.
 Interchangeable coolant-style lock screws are available and must be ordered separately; see page L38.
 Lock screw wrench not included.
 For HSK coolant unit and wrench, see page L44.